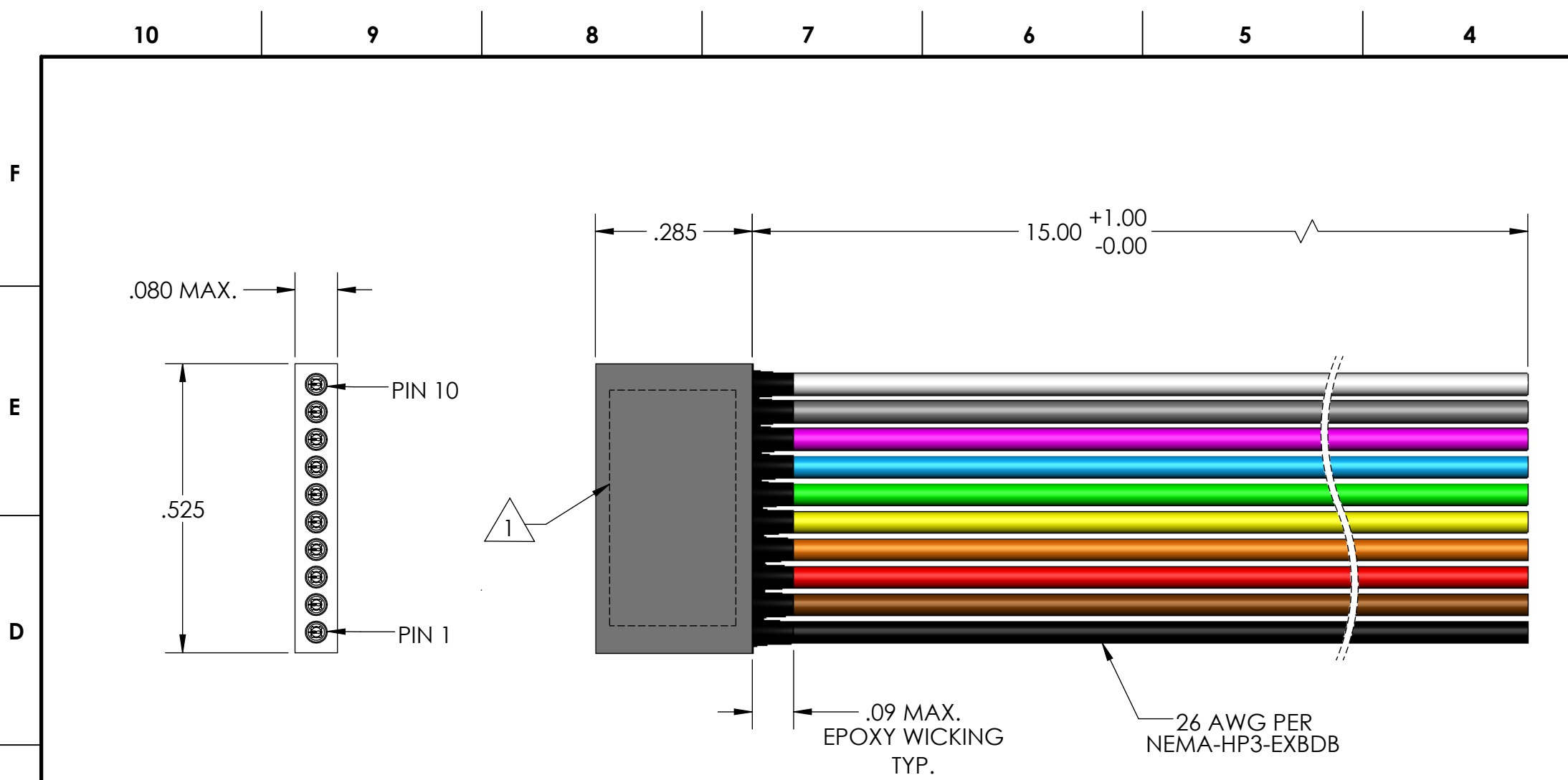




PART REV	DWG ISSUE	DATE	ECN NO.	APPVD BY	REL BY
-	-	4/27/18	UMI6750	DW	DW



1	BLK
2	BRN
3	RED
4	ORG
5	YEL
6	GRN
7	BLU
8	VIO
9	GRY
10	WHT



- 4. CONTACT HEIGHTS ARE TO BE PER QA-STD-101.
- 3. PERFORMANCE SPECIFICATIONS:  
CURRENT RATING: 3 AMPS MAX.  
DWV: 600 VAC  
TEMPERATURE RATING: 125° C

2 MATERIALS:  
STRIP INSULATOR: PPS PER MIL-M-24519 GST-40F, COLOR: BLACK  
PIN CONTACTS: C17200 BERYLLIUM COPPER PER ASTM B194, GOLD PLATED PER ASTM-B488  
WIRE: 26 AWG PER NEMA-HP3-EXBDB, COLOR CODE: PER MIL-STD-681

1 MARKING: "UMI", DATE CODE, UMI PART NUMBER, UMI WORK ORDER NUMBER

NOTES: UNLESS OTHERWISE SPECIFIED.

QUALITY SYMBOLS CRITICAL C MAJOR NO SYMBOLS = MINOR DIMENSIONS	UNLESS OTHERWISE SPECIFIED; ALL DIMENSIONS ARE IN INCHES	SCALE 4:1	DWG SIZE B	THIRD ANGLE PROJECTION	REVISE ON CAD ONLY
	GENERAL TOLERANCES: 3 PLACES ±.005 2 PLACES ±.01 ANGULAR ±2°	DRAWN BY & DATE DU 4/27/18		TITLE: MICRO STRIP CONNECTOR, SR10P0-26E5-15.0	
	ULTI-MATE CAGE CODE 58967	CHECKED BY & DATE DW 4/27/18		MATERIAL: 2	ENG PROJECT #: NONE
		APPROVED BY & DATE DW 4/27/18		PART NO. 837101290	DRAWING NO. SD-837101290
		CAD FILE NAME SD-837101290.SLDDRW		SHEET NO. 1 of 1	PART REV. -
THIS DRAWING CONTAINS INFORMATION THAT IS PROPRIETARY TO ULTI-MATE INCORPORATED AND SHOULD NOT BE USED WITHOUT WRITTEN PERMISSION.					

