
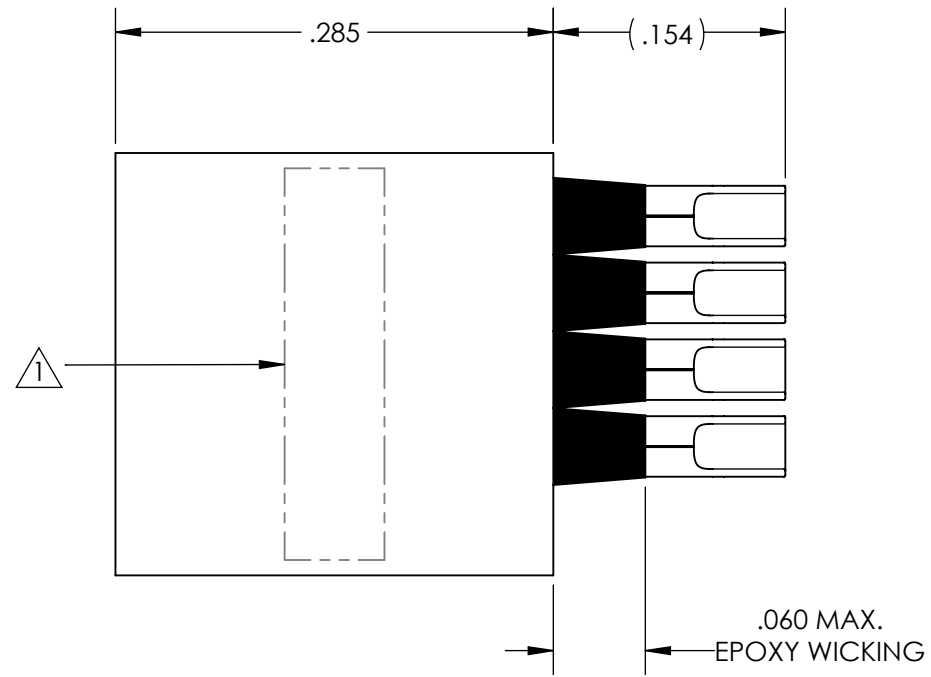
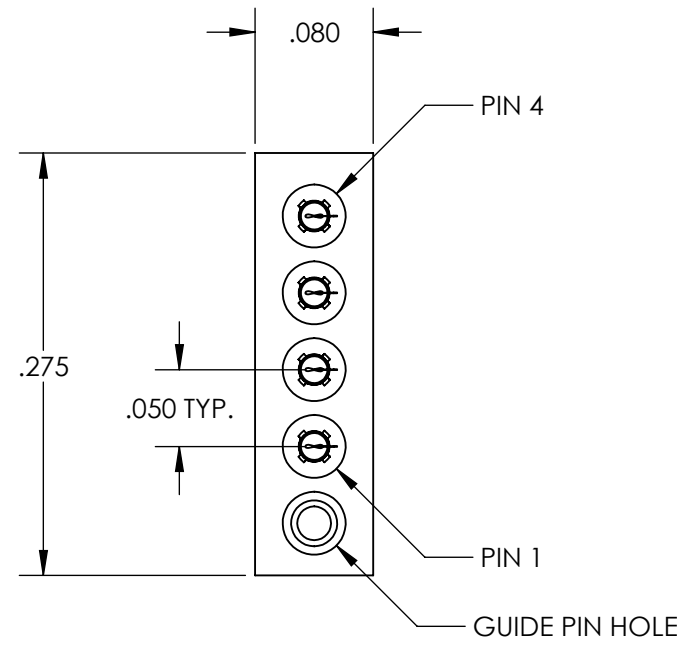


REVISIONS

PART REV.	DWG. ISSUE	DATE	ECN NO.	APPVD. BY	REL. BY
-	-	08/24/2015	UMI5725	DW	DW
-	A	09/17/2015	UMI5746	DW	DW



3. PERFORMANCE SPECIFICATIONS:
 CURRENT RATING: 3A MAX. AT AMBIENT TEMPERATURE
 INSULATION RESISTANCE: 5000 MΩ MIN.
 DWV: 600 VAC
 TEMPERATURE RATING: 125°C

2 MATERIALS:
 INSULATOR: PPS PER MIL-M-24519 GST-40F, COLOR: BLK
 PIN CONTACTS: C17200 BERYLLIUM COPPER PER ASTM B194, GOLD PLATED PER ASTM B488

1 MARKINGS: DATE CODE ON PART. BAG AND TAG WITH "UMI" AND UMI PART NO.

NOTES: UNLESS OTHERWISE SPECIFIED

QUALITY SYMBOLS CRITICAL MAJOR NO SYMBOL = MINOR DIMENSION	UNLESS SPECIFIED: ALL DIMENSIONS IN INCHES GENERAL TOLERANCES: 3 PLACE ±.005 2 PLACE ±.01 ANGULAR ±2° ALL EXTERNAL SPECIFICATIONS REFERENCED ON THIS DRAWING SHALL BE THE LATEST REVISION IN EFFECT Ulti-Mate CAGE CODE 58967	SCALE 8:1 DWG SIZE B	THIRD ANGLE PROJECTION	REVISE ON CAD ONLY		
	DRAWN BY & DATE JB 08/24/2015 CHECKED BY & DATE DW 08/24/2015 APPROVED BY & DATE DW 08/24/2015	TITLE MICRO STRIP CONNECTOR, PLUG (PINS) W/SOLDER CUPS, W/GUIDE PIN HOLE SR04N1		MATERIAL 	ENG PROJECT #	
	CAD FILENAME SD-837041001.slddrw	PART NO. 837041001	DRAWING NO. SD-837041001	SHEET NO. 1 OF 1		
	THIS DRAWING CONTAINS INFORMATION THAT IS PROPRIETARY TO ULTI-MATE INCORPORATED AND SHOULD NOT BE USED WITHOUT WRITTEN PERMISSION.			PART REV. -		