
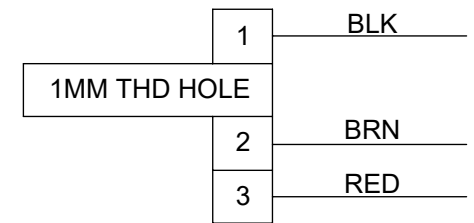
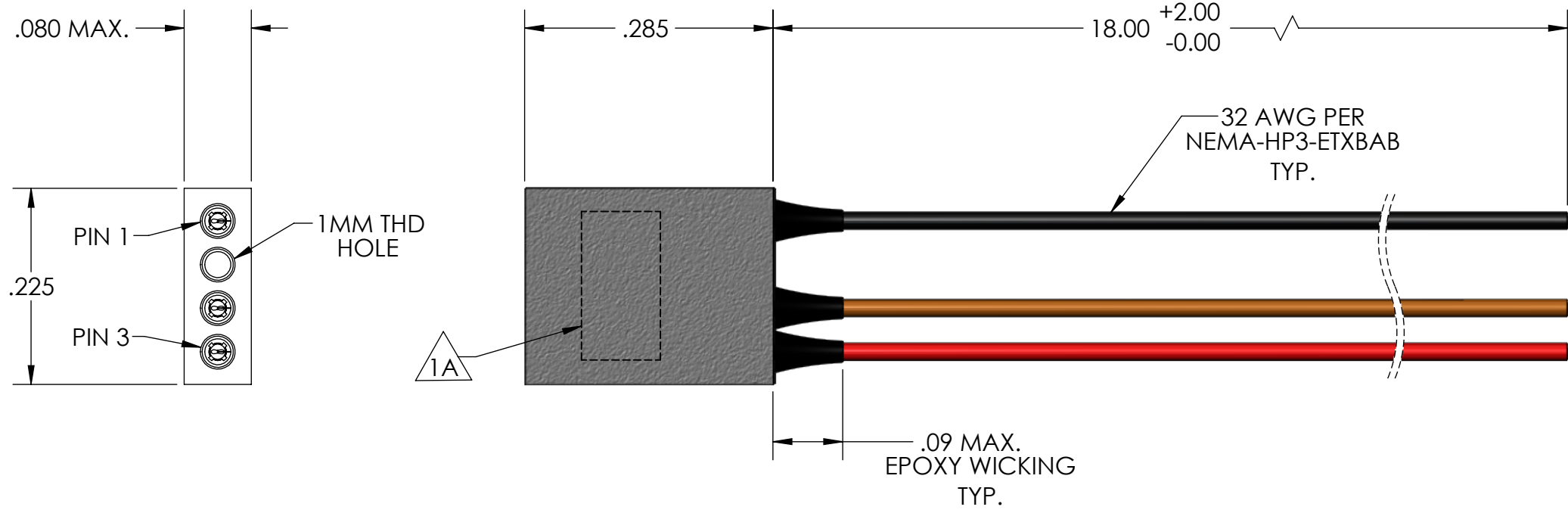


PART REV	DWG ISSUE	DATE	ECN NO.	APPVD BY	REL BY
-	-	12/24/19	UMI7343	DU	DW
-	A	2/3/2020	UMI7343	DU	DW
A	A	2/3/2020	UMI7385	JA	DW



- 4. CONTACT HEIGHTS ARE TO BE PER QA-STD-101.
- 3. PERFORMANCE SPECIFICATIONS:
 CURRENT RATING: 3 AMPS MAX.
 INSULATION RESISTANCE: 5000 MEGOHMS MIN.
 DWV: 600 VAC
 TEMPERATURE RATING: -55°C TO 125° C

2. MATERIALS:
 INSULATOR: PPS PER MIL-M-24519 GST-40F, COLOR: BLACK
 PIN CONTACTS: C17200 BERYLLIUM COPPER PER ASTM B194, GOLD PLATED PER ASTM B488
 WIRE: 32 AWG PER NEMA-HP3-ETXBAB, COLOR CODE: PER MIL-STD-681

- 1. MARKING: 1A WORK ORDER NUMBER
 1B BAG AND TAG: "UMI", UMI PART NUMBER, DATE CODE

NOTES: UNLESS OTHERWISE SPECIFIED.

QUALITY SYMBOLS CRITICAL C MAJOR NO SYMBOLS = MINOR DIMENSIONS	UNLESS OTHERWISE SPECIFIED; ALL DIMENSIONS ARE IN INCHES	SCALE 6:1	DWG SIZE B	THIRD ANGLE PROJECTION	REVISE ON CAD ONLY	
	GENERAL TOLERANCES: 3 PLACES ±.005 2 PLACES ±.01 ANGULAR ±2°	DRAWN BY & DATE DU 12/24/19		TITLE: MICRO STRIP CONNECTOR, PIN, CENTER JACKSCREW HOLE, SR03P3-32F5-18.0		
		CHECKED BY & DATE DW 12/24/19		MATERIAL: 2	ENG PROJECT #: NONE	
		APPROVED BY & DATE DW 12/24/19		PART NO. 837031916		DRAWING NO. SD-837031916
	ULTI-MATE CAGE CODE 58967	CAD FILE NAME SD-837031916.slddrw	PART NO. 837031916		DRAWING NO. SD-837031916	
THIS DRAWING CONTAINS INFORMATION THAT IS PROPRIETARY TO ULTI-MATE INCORPORATED AND SHOULD NOT BE USED WITHOUT WRITTEN PERMISSION.				SHEET NO. 1 of 1		
				PART REV. -		

