

10

9

8

7

6

5

4

3

2

SD-837021000

PART REV	DWG ISSUE	DATE	ECN NO.	APPVD BY	REL BY
-	-	9/10/18	UMI6864	DW	DW
-	A	10/15/18	UMI6908	DW	DW

F

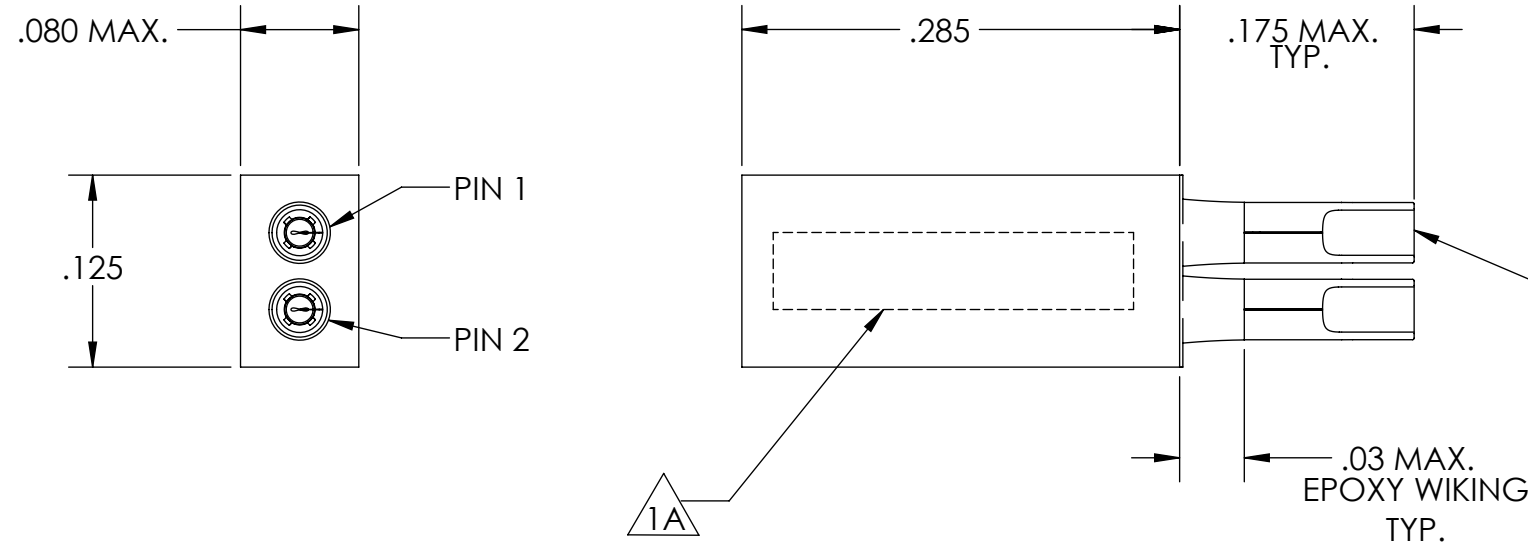
E

D



C

B

A



SOLDER CUPS ARE ORIENTATED AS SHOWN



4. CONTACT HEIGHTS ARE TO BE PER QA-STD-101.

3. PERFORMANCE SPECIFICATIONS:
CURRENT RATING: 3 AMPS MAX.
DWV: 600 VAC
TEMPERATURE RATING: 125° C

2 MATERIALS:
STRIP INSULATOR: PPS PER MIL-M-24519 GST-40F, COLOR: BLACK
PIN SOLDER CUP CONTACTS: C17200 BERYLLIUM COPPER PER ASTM B194,
GOLD PLATED PER ASTM-B488

1. MARKING: 1A DATE CODE

1B. BAG AND TAG WITH "UMI", DATE CODE, UMI PART NUMBER AND UMI WORK ORDER NUMBER

NOTES: UNLESS OTHERWISE SPECIFIED.

QUALITY SYMBOLS CRITICAL MAJOR NO SYMBOLS = MINOR DIMENSIONS	UNLESS OTHERWISE SPECIFIED; ALL DIMENSIONS ARE IN INCHES	SCALE 8:1	DWG SIZE B	THIRD ANGLE PROJECTION	REVISE ON CAD ONLY		
	GENERAL TOLERANCES: 3 PLACES ±.005 2 PLACES ±.01 ANGULAR ±2°	DRAWN BY & DATE DU 9/10/18		TITLE: MICRO STRIP CONNECTOR, SR02N0			
		CHECKED BY & DATE DW 9/10/18		MATERIAL:	ENG PROJECT #:		
		APPROVED BY & DATE DW 9/10/18		3	NONE		
	ULTI-MATE CAGE CODE 58967	CAD FILE NAME SD-837021000.SLDDRW	PART NO. 837021000	DRAWING NO. SD-837021000	SHEET NO. 1 of 1	PART REV. -	
THIS DRAWING CONTAINS INFORMATION THAT IS PROPRIETARY TO ULTI-MATE INCORPORATED AND SHOULD NOT BE USED WITHOUT WRITTEN PERMISSION.							