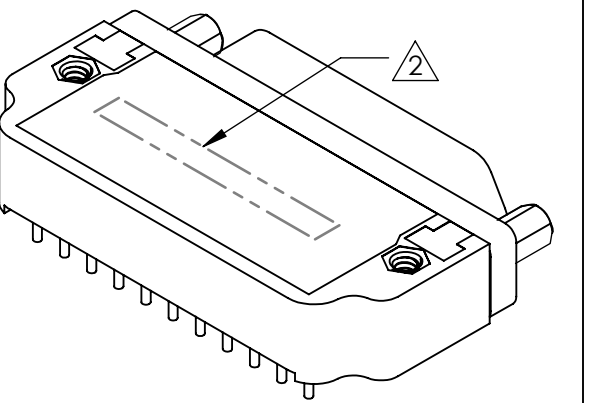
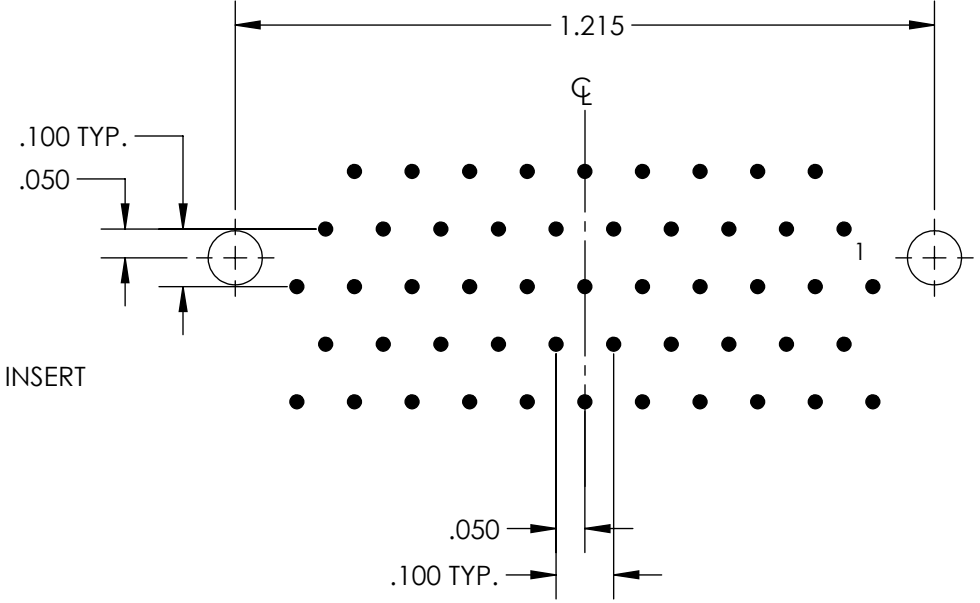
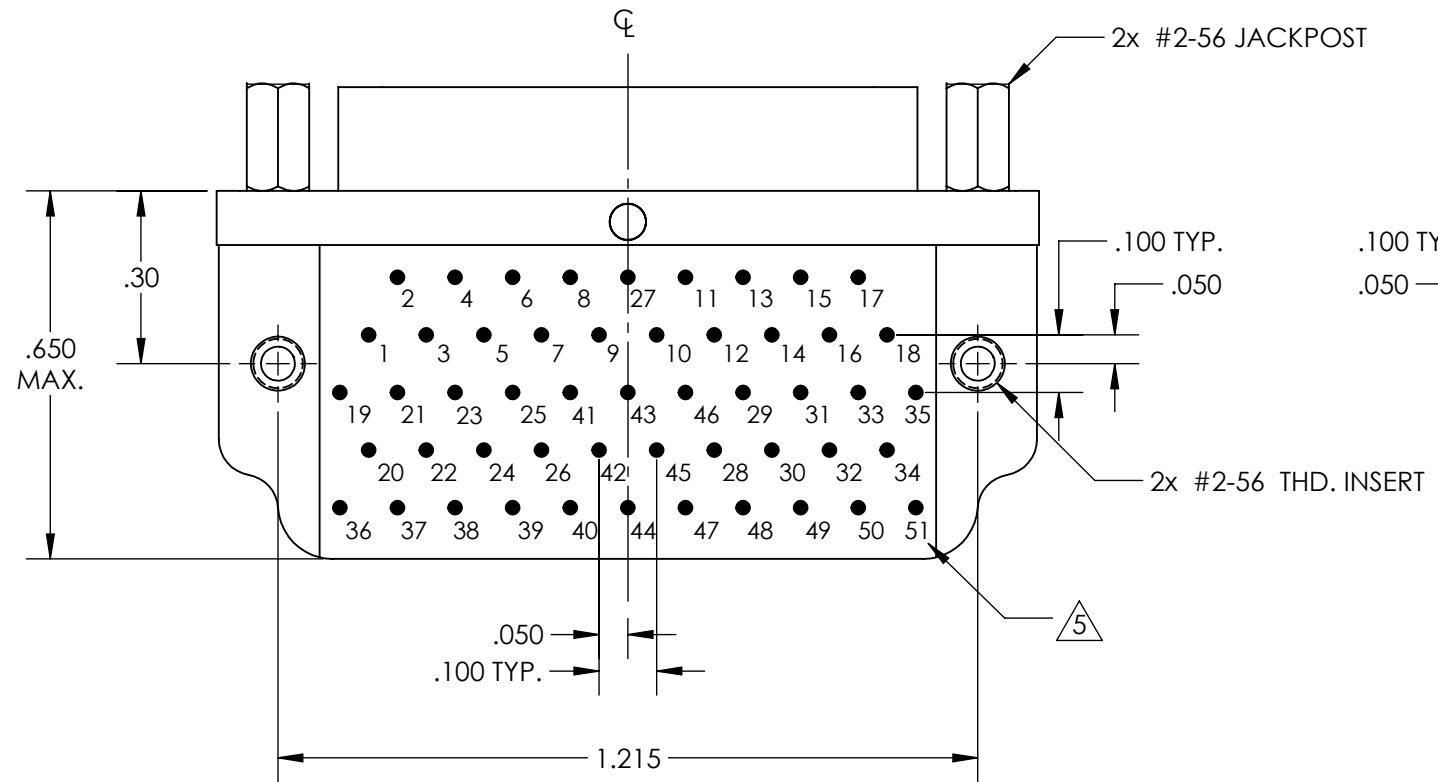
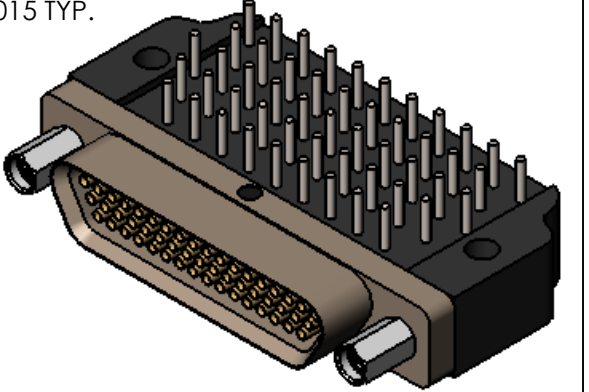
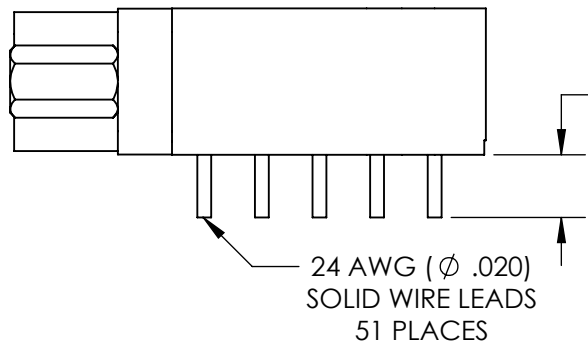
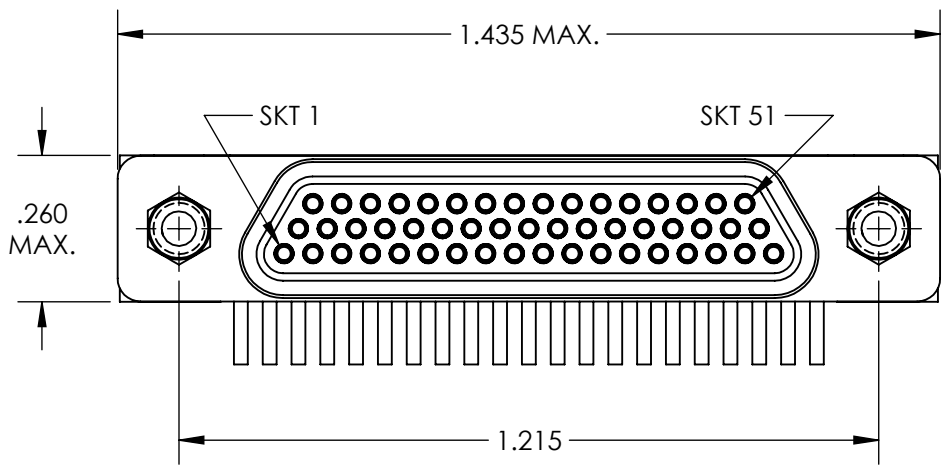


REVISIONS

PART REV.	DWG. ISSUE	DATE	ECN NO.	APPVD. BY	REL. BY
-	-	06/20/2014	UMI5354	DW	DW



5 NUMBERS ARE FOR REFERENCE ONLY AND DO NOT APPEAR ON PART
 4. PERFORMANCE SPECIFICATIONS:
 CURRENT RATING: 3A MAX.
 INSULATION RESISTANCE: 5000 MΩ MIN.
 DWV: 600 VAC
 TEMPERATURE RATING: 125°C

3 MATERIALS:
 SHELL: 6061-T6 ALUMINUM PER AMS-QQ-A200/8, NICKEL PLATED PER AMS 2404
 INSULATOR AND BACKSHELL: PPS PER MIL-M-24519 GST-40F, COLOR: BLK
 SOCKET CONTACTS: C21000 COPPER ALLOY PER ASTM B36, GOLD PLATED PER ASTM B488
 24 AWG LEADS: TIN PLATED COPPER ALLOY PER A-A-59551 TYPE S
 HARDWARE: PASSIVATED STAINLESS STEEL IAW MIL-DTL-83513/5

2 MARKINGS: UMI, UMI PART NO., AND DATE CODE
 1. CONNECTOR ASSEMBLY IS IAW MIL-DTL-83513 UNLESS OTHERWISE SPECIFIED

NOTES: UNLESS OTHERWISE SPECIFIED

QUALITY SYMBOLS CRITICAL MAJOR NO SYMBOL = MINOR DIMENSION	UNLESS SPECIFIED: ALL DIMENSIONS IN INCHES GENERAL TOLERANCES: 3 PLACE ±.005 2 PLACE ±.01 ANGULAR ±2° ALL EXTERNAL SPECIFICATIONS REFERENCED ON THIS DRAWING SHALL BE THE LATEST REVISION IN EFFECT Ulti-Mate CAGE CODE 58967	SCALE 3:1 DWG SIZE B	THIRD ANGLE PROJECTION REVISE ON CAD ONLY	
	DRAWN BY & DATE JB 06/20/2014 CHECKED BY & DATE DW 6-23-14 APPROVED BY & DATE DW 6-23-14	TITLE MICRO-D CONNECTOR, RECEPTACLE, STYLE 1, SIZE 51 CA1R51-3S07T-S01	MATERIAL 3	ENG PROJECT # DRAWING NO. SD-836471118
	CAD FILENAME SD-836471118.slddrw	PART NO. 836471118	SHEET NO. 1 OF 1	PART REV. -
	THIS DRAWING CONTAINS INFORMATION THAT IS PROPRIETARY TO ULTI-MATE INCORPORATED AND SHOULD NOT BE USED WITHOUT WRITTEN PERMISSION.			

