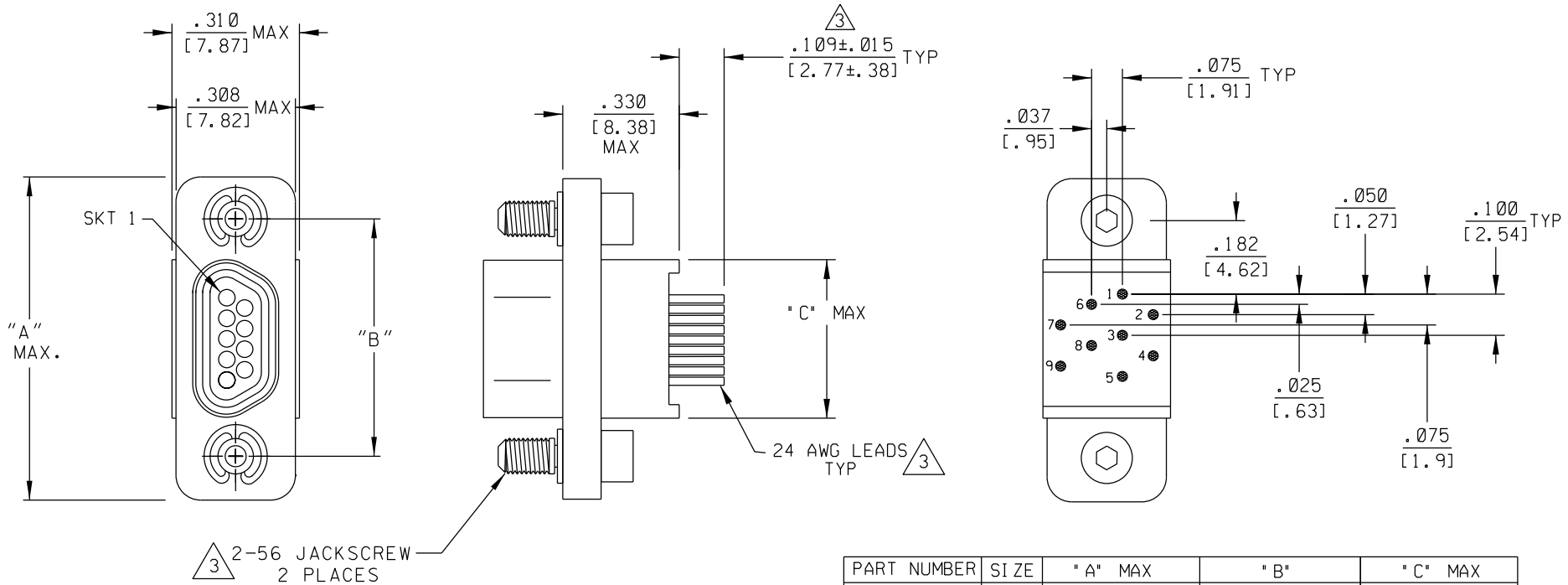


PART REV	DWG ISSUE	DATE	ECN NO.	APPVD BY	REL BY
N/A	2	5-1-14	UPDATED	DW	DW



PART NUMBER	SIZE	"A" MAX	"B"	"C" MAX
836211 712	9	.785 [19.94]	.565 [14.35]	.400 [10.16]
836221 712	15	.935 [23.75]	.715 [18.16]	.550 [13.97]
836231 712	21	1.085 [27.56]	.865 [21.97]	.700 [17.78]
836241 712	25	1.185 [30.10]	.965 [24.51]	.800 [20.32]
836251 712	31	1.335 [33.91]	1.115 [28.32]	.950 [24.13]
836261 712	37	1.485 [37.27]	1.265 [32.13]	1.100 [27.94]

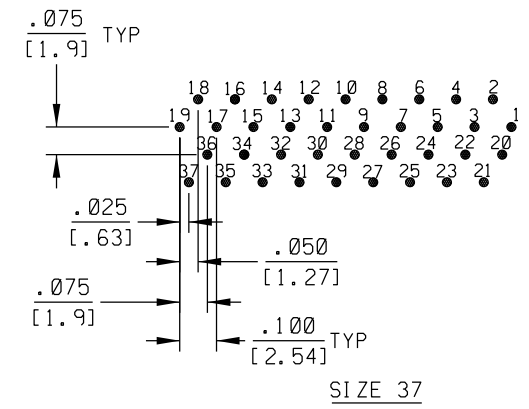
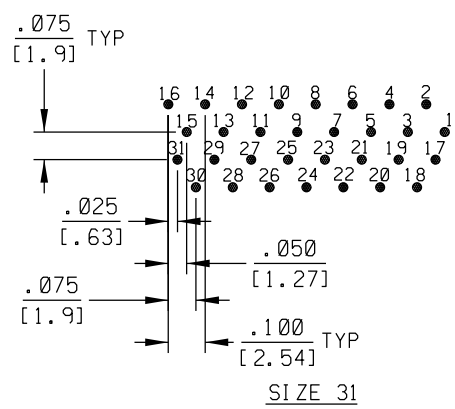
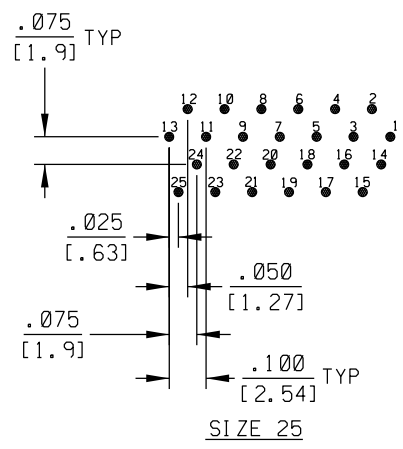
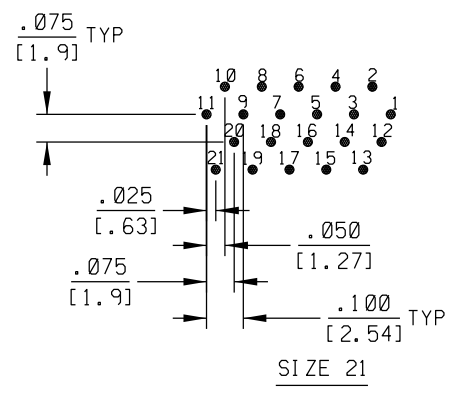
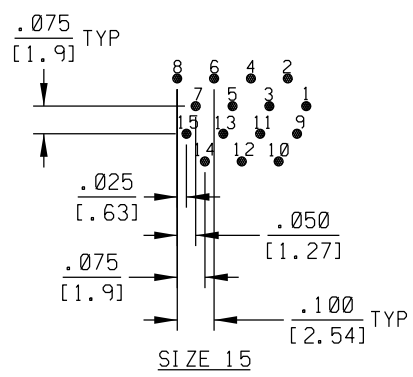
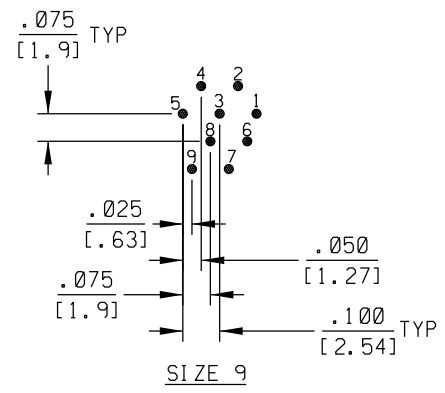
- 5. SEE SHEET 2 FOR RECOMMENDED PC LAYOUTS
- 4. PERFORMANCE: MEETS OR EXCEEDS REQUIREMENTS OF MIL-DTL-83513
- 3. CONSULT FACTORY FOR AVAILABLE OPTIONS

2. MATERIALS:
 SHELL: 6061-T6 ALUMINUM PER AMS-QQ-A200/8, NICKEL PLATED PER AMS 2404
 INSULATOR AND BACKSHELL: PPS PER MIL-M-24519 GST-40F, COLOR: BLACK
 SOCKET CONTACTS: C21000 BRASS ALLOY PER ASTM B36, GOLD PLATED PER ASTM B488
 24 AWG LEADS: TIN PLATED COPPER PER A-A-59551 TYPE S
 HARDWARE: PASSIVATED STAINLESS STEEL IAW MIL-DTL-83513/5
 INTERFACIAL SEAL: FLUOROSILICONE PER MIL-R-25988

1. MARKING: UMI, DATE CODE, UMI P/N.
 NOTES: UNLESS OTHERWISE SPECIFIED.

QUALITY SYMBOLS	UNLESS SPECIFIED: ALL DIMENSIONS IN INCHES	SCALE 4 : 1	DWG SIZE B	THIRD ANGLE PROJECTION	REVISE ON CAD ONLY
	CRITICAL 3 PLACE ±.005 2 PLACE ±.01 ANGULAR ±2°	DRAWN BY & DATE DW 11-15-11	CHECKED BY & DATE DW 11-15-11	TITLE: CIRCUIT CONNECTOR, RECEPTACLE, SIZES 9 THRU 37, STYLE 16 (.100 X .075), CMI 6RXXS02-S01	
SPECIAL S	ALL EXTERNAL SPECIFICATIONS REFERENCED ON THIS DRAWING SHALL BE TO THE LATEST REVISION IN EFFECT	APPROVED BY & DATE DW 11-15-11	CAD FILENAME SD-8362X1712-1.DGN	PART NO. SEE CHART	MATERIAL: 2 3 Uti-Mate Connector Inc.
KEY K	Uti-Mate CAGE CODE 58967	THIS DRAWING CONTAINS INFORMATION THAT IS PROPRIETARY TO ULTI-MATE INCORPORATED AND SHOULD NOT BE USED WITHOUT WRITTEN PERMISSION.		DRAWING NO. SD-8362X1712	SHEET NO. 1 OF 2 PART REV N/A

PART REV	DWG ISSUE	DATE	ECN NO.	APPVD BY	REL BY
N/A	2	5-1-14	UPDATED	DW	DW



SEE SHEET 1
 NOTES: UNLESS OTHERWISE SPECIFIED.

QUALITY SYMBOLS CRITICAL SPECIAL KEY	UNLESS SPECIFIED: ALL DIMENSIONS IN INCHES GENERAL TOLERANCES: 3 PLACE ±.005 2 PLACE ±.01 ANGULAR ±2°	SCALE 3 : 1 DWG SIZE B	THIRD ANGLE PROJECTION	REVISE ON CAD ONLY		
	ALL EXTERNAL SPECIFICATIONS REFERENCED ON THIS DRAWING SHALL BE TO THE LATEST REVISION IN EFFECT Ulti-Mate CAGE CODE 58967	DRAWN BY & DATE DW 11-15-11	TITLE: RECOMMENDED PCB LAYOUTS, STYLE 16 (.100 X .075), RECEPTACLE, SIZES 9 THRU 37, CM16RXXP02-S01		MATERIAL: SEE SHEET 1	
		CHECKED BY & DATE DW 11-15-11	APPROVED BY & DATE DW 11-15-11	PART NO. SEE SHEET 1	DRAWING NO. SD-8362X1712	SHEET NO. 2 OF 2
	CAD FILENAME SD-8362X1712-2.DGN		THIS DRAWING CONTAINS INFORMATION THAT IS PROPRIETARY TO ULTI-MATE INCORPORATED AND SHOULD NOT BE USED WITHOUT WRITTEN PERMISSION.		PART REV N/A	