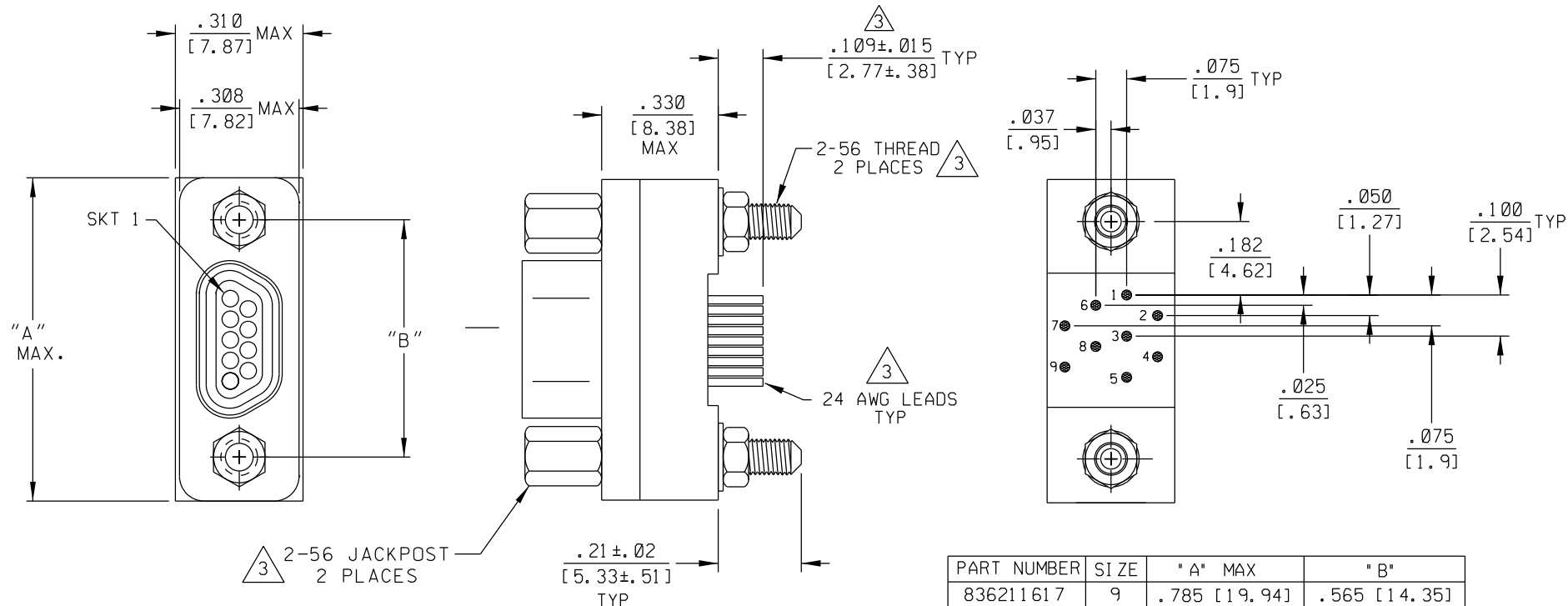


PART REV	DWG ISSUE	DATE	ECN NO.	APPVD BY	REL BY
N/A	2	5-1-14	UPDATED	DW	DW



PART NUMBER	SIZE	"A" MAX	"B"
836211617	9	.785 [19.94]	.565 [14.35]
836221617	15	.935 [23.75]	.715 [18.16]
836231617	21	1.085 [27.56]	.865 [21.97]
836241617	25	1.185 [30.10]	.965 [24.51]
836251617	31	1.335 [33.91]	1.115 [28.32]
836261617	37	1.485 [37.27]	1.265 [32.13]

- 5. SEE SHEET 2 FOR RECOMMENDED PC LAYOUTS.
- 4. PERFORMANCE: MEETS OR EXCEEDS REQUIREMENTS OF MIL-DTL-83513
- 3. CONSULT FACTORY FOR AVAILABLE OPTIONS

2. MATERIALS:
 SHELL: 6061-T6 ALUMINUM PER AMS-QQ-A200/8, NICKEL PLATED PER AMS 2404
 INSULATOR AND BACKSHELL: PPS PER MIL-M-24519 GST-40F, COLOR: BLACK
 SOCKET CONTACTS: C21000 BRASS ALLOY PER ASTM B36, GOLD PLATED PER ASTM B488
 24 AWG LEADS: TIN PLATED COPPER PER A-A-59551 TYPE S
 HARDWARE: PASSIVATED STAINLESS STEEL IAW MIL-DTL-83513/5
 INTERFACIAL SEAL: FLUOROSILICONE PER MIL-R-25988

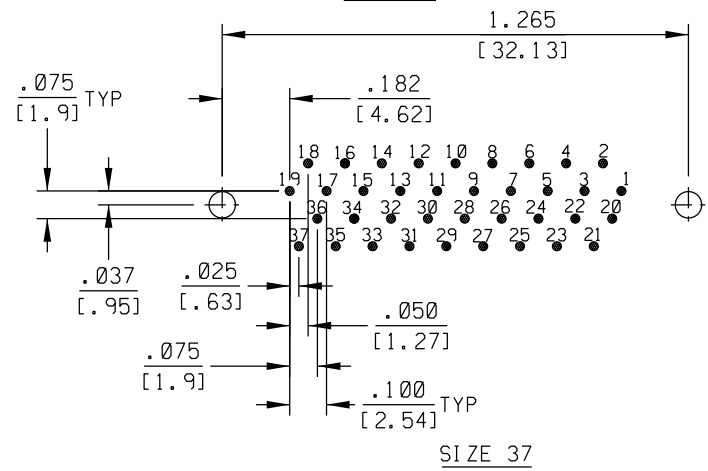
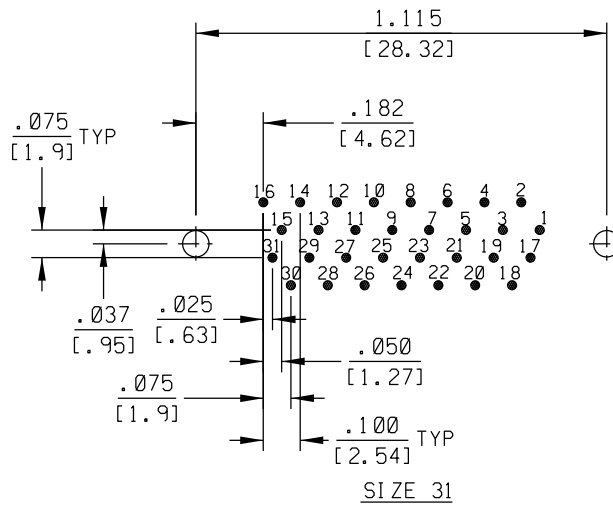
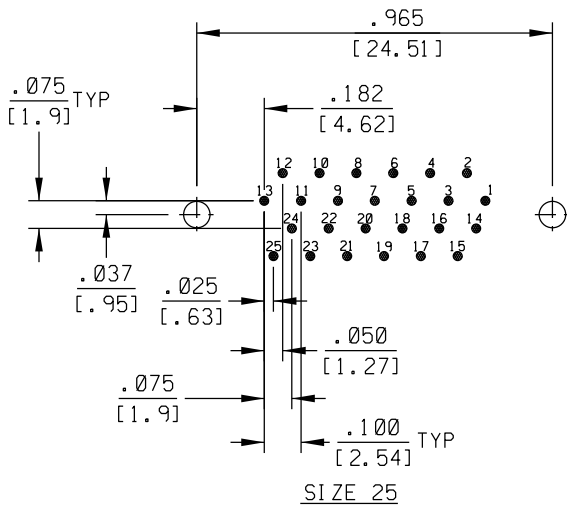
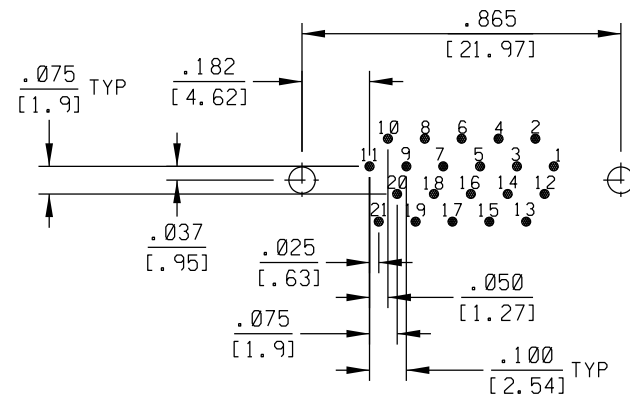
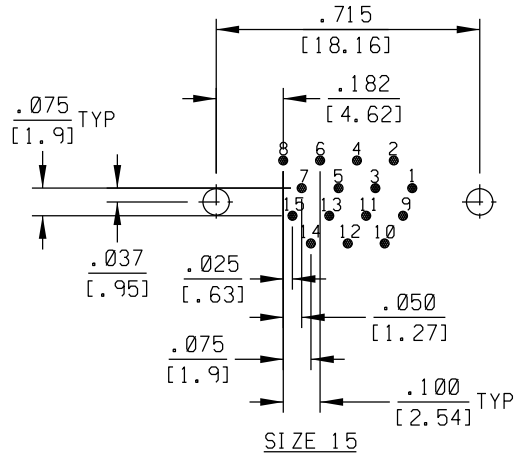
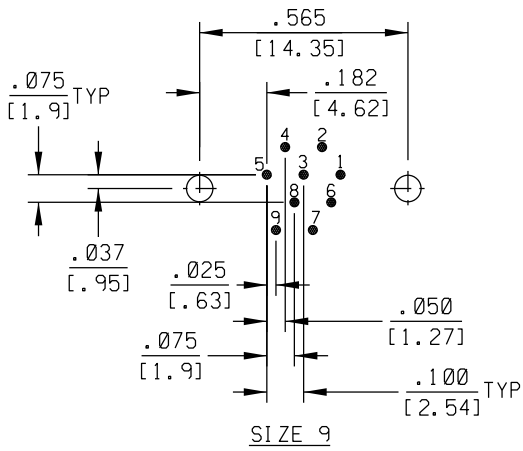
1. MARKING: UMI, DATE CODE, UMI P/N.

NOTES: UNLESS OTHERWISE SPECIFIED.

QUALITY SYMBOLS MAJOR ▽ = 4 CRITICAL ▽/C = 0 SPC ▽/S = 0	UNLESS SPECIFIED: ALL DIMENSIONS IN INCHES/MM	SCALE 4 : 1 DWG SIZE B	THIRD ANGLE PROJECTION	REVISE ON CAD ONLY		
	GENERAL TOLERANCES: 3 PLACE ±.002/.051 2 PLACE ±.005/.13 ANGULAR ±2°	DRAWN BY & DATE DW 11-10-11	TITLE: CIRCUIT CONNECTOR, RECEPTACLE, SIZES 9 THRU 37, STYLE 6 (.100 X .075), CM6RXXS07-S01			
	Uti-Mate CAGE CODE 58967	CHECKED BY & DATE DW 11-10-11	MATERIAL:		Uti-Mate Connector Inc.	
		APPROVED BY & DATE DW 11-10-11	CAD FILENAME SD-8362X1617-1.DGN	PART NO. SEE CHART	DRAWING NO. SD-8362X1617	SHEET NO. 1 OF 2

THIS DRAWING CONTAINS INFORMATION THAT IS PROPRIETARY TO ULTI-MATE INCORPORATED AND SHOULD NOT BE USED WITHOUT WRITTEN PERMISSION.

PART REV	DWG ISSUE	DATE	ECN NO.	APPVD BY	REL BY
N/A	2	5-1-14	UPDATED	DW	DW



SEE SHEET 1
 NOTES: UNLESS OTHERWISE SPECIFIED.

QUALITY SYMBOLS	UNLESS SPECIFIED: ALL DIMENSIONS IN INCHES	SCALE 3 : 1	DWG SIZE B	THIRD ANGLE PROJECTION	REVISE ON CAD ONLY	
	GENERAL TOLERANCES: 3 PLACE ±.005 2 PLACE ±.01 ANGULAR ±2°	DRAWN BY & DATE DW 11-10-11	CHECKED BY & DATE DW 11-10-11	TITLE: RECOMMENDED PCB LAYOUTS, STYLE 6 (.100 X .075) RECEPTACLE, SIZES 9 THRU 37, CM6RXXP07-S01		
	ALL EXTERNAL SPECIFICATIONS REFERENCED ON THIS DRAWING SHALL BE TO THE LATEST REVISION IN EFFECT	APPROVED BY & DATE DW 11-10-11	CAD FILENAME SD-8362X1617-2.DGN	MATERIAL: SEE SHEET 1	Uti-Mate Connector Inc.	
	Uti-Mate CAGE CODE 58967	PART NO. SEE SHEET 1		DRAWING NO. SD-8362X1617	SHEET NO. 2 OF 2	PART REV N/A

THIS DRAWING CONTAINS INFORMATION THAT IS PROPRIETARY TO ULTI-MATE INCORPORATED AND SHOULD NOT BE USED WITHOUT WRITTEN PERMISSION.