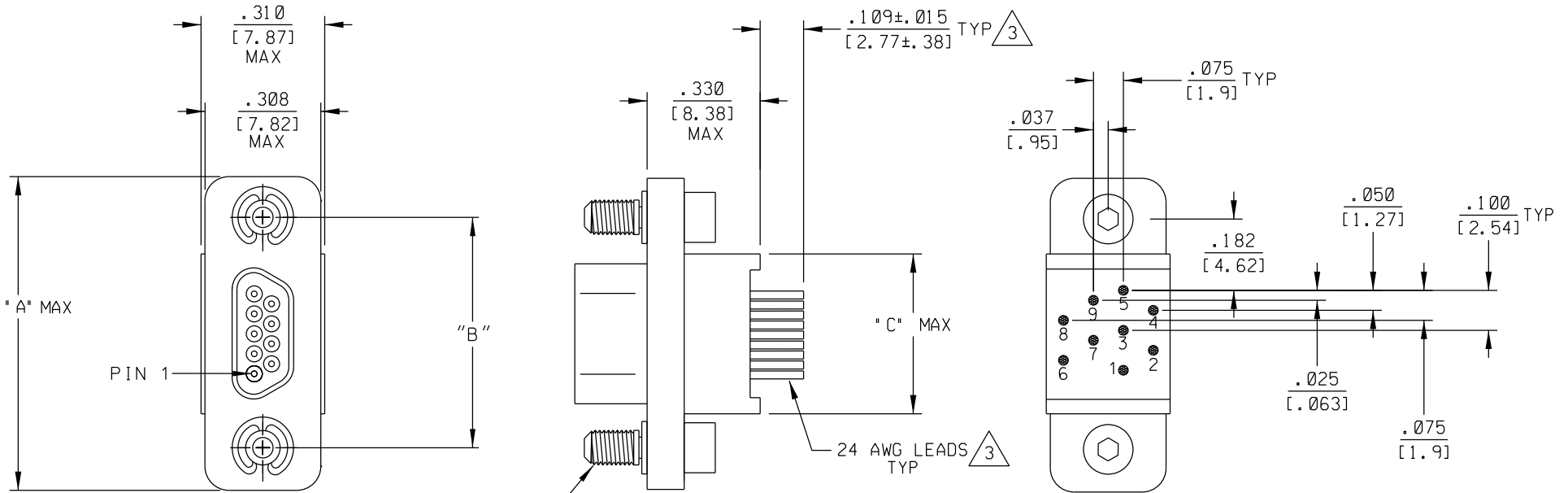


PART REV	DWG ISSUE	DATE	ECN NO.	APPVD BY	REL BY
N/A	2	5-1-14	UPDATED	DW	DW
N/A	3	8-26-14	SEE SHEET 2	DW	DW



3 2-56 JACKSCREW
2 PLACES

PART NUMBER	SIZE	"A" MAX	"B"	"C" MAX
836111712	9	.785 [19.94]	.565 [14.35]	.400 [10.16]
836121712	15	.935 [23.75]	.715 [18.16]	.550 [13.97]
836131712	21	1.085 [27.56]	.865 [21.97]	.700 [17.78]
836141712	25	1.185 [30.10]	.965 [24.51]	.800 [20.32]
836151712	31	1.335 [33.91]	1.115 [28.32]	.950 [24.13]
836161712	37	1.485 [37.27]	1.265 [32.13]	1.100 [27.94]

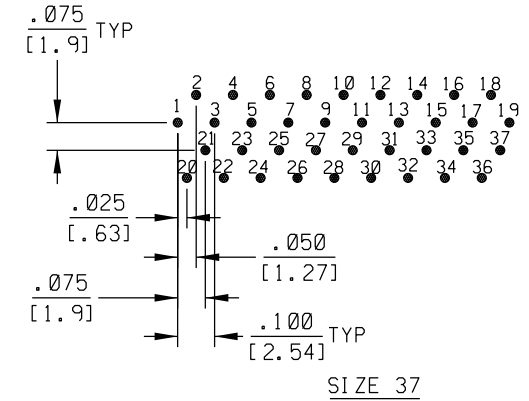
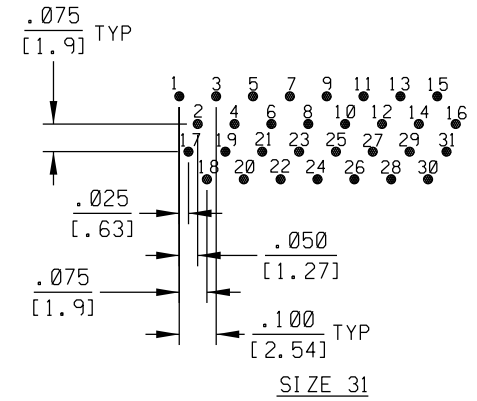
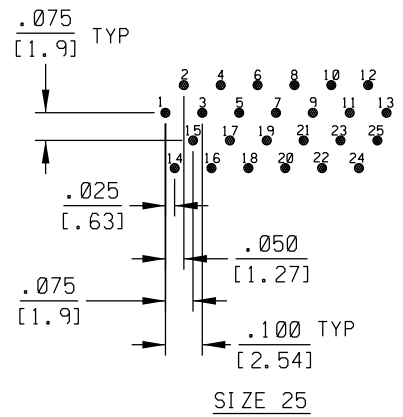
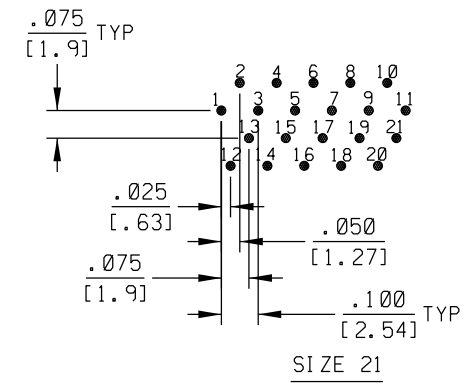
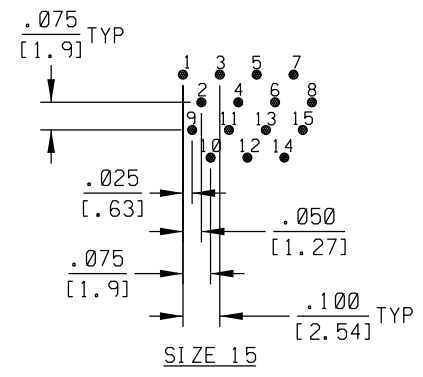
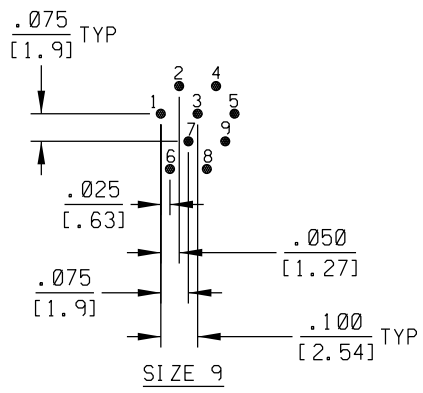
- 5. SEE SHEET 2 FOR RECOMMENDED PCB LAYOUTS.
- 4. PERFORMANCE: MEETS OR EXCEEDS REQUIREMENTS OF MIL-DTL-83513
- 3 CONSULT FACTORY FOR AVAILABLE OPTIONS

- 2 MATERIALS:
SHELL: 6061-T6 ALUMINUM PER AMS-QQ-A200/8, NICKEL PLATED PER AMS 2404
INSULATOR AND BACKSHELL: PPS PER MIL-M-24519 GST-40F, COLOR: BLACK
PIN CONTACTS: C17200 BERYLLIUM COPPER PER ASTM B194, GOLD PLATED PER ASTM B488
24 AWG LEADS: TIN PLATED COPPER PER A-A-59551 TYPE S
HARDWARE: PASSIVATED STAINLESS STEEL IAW MIL-DTL-83513/5
- 1. MARKING: UMI, DATE CODE, UMI P/N.

NOTES: UNLESS OTHERWISE SPECIFIED.

QUALITY SYMBOLS	UNLESS SPECIFIED:	SCALE 4 : 1	DWG SIZE B	THIRD ANGLE PROJECTION	REVISE ON CAD ONLY
	CRITICAL	GENERAL TOLERANCES: 3 PLACE ± .005 2 PLACE ± .01 ANGULAR ± 2°	DRAWN BY & DATE DW 11-14-11	TITLE: CIRCUIT CONNECTOR, PLUG (PINS), SIZES 9 THRU 37, STYLE 16 (.100 X .075), CMI 6RXXP02-S01	
SPECIAL	ALL EXTERNAL SPECIFICATIONS REFERENCED ON THIS DRAWING SHALL BE TO THE LATEST REVISION IN EFFECT	CHECKED BY & DATE DW 11-14-11	APPROVED BY & DATE DW 11-14-11	MATERIAL:	2 3 Uti-Mate Connector Inc.
KEY	Uti-Mate CAGE CODE 58967	CAD FILENAME SD-8361X1712-1.DGN	PART NO. SEE CHART	DRAWING NO. SD-8361X1712	SHEET NO. 1 OF 2
		THIS DRAWING CONTAINS INFORMATION THAT IS PROPRIETARY TO ULTI-MATE INCORPORATED AND SHOULD NOT BE USED WITHOUT WRITTEN PERMISSION.			PART REV N/A

PART REV	DWG ISSUE	DATE	ECN NO.	APPVD BY	REL BY
N/A	2	5-1-14	UPDATED	DW	DW
N/A	3	8-26-14	CORRECTED SIZE 37	DW	DW



SEE SHEET 1
 NOTES: UNLESS OTHERWISE SPECIFIED.

QUALITY SYMBOLS CRITICAL SPECIAL KEY	UNLESS SPECIFIED:	SCALE 3 : 1	DWG SIZE B	THIRD ANGLE PROJECTION	REVISE ON CAD ONLY
	GENERAL TOLERANCES: 3 PLACE ±.005 2 PLACE ±.01 ANGULAR ±2°	DRAWN BY & DATE DW 11-14-11	TITLE: RECOMMENDED PCB LAYOUTS, STYLE 16 (.100 X .075) PLUG (PINS), SIZES 9 THRU 37, CM1 6RXXP02-S01		
	ALL EXTERNAL SPECIFICATIONS REFERENCED ON THIS DRAWING SHALL BE TO THE LATEST REVISION IN EFFECT	CHECKED BY & DATE DW 11-14-11	MATERIAL: SEE SHEET 1		Uti-Mate Connector Inc.
	Uti-Mate CAGE CODE 58967	APPROVED BY & DATE DW 11-14-11	CAD FILENAME SD-8361X1712-2.DGN	PART NO. SEE SHEET 1	DRAWING NO. SD-8361X1712
THIS DRAWING CONTAINS INFORMATION THAT IS PROPRIETARY TO ULTI-MATE INCORPORATED AND SHOULD NOT BE USED WITHOUT WRITTEN PERMISSION.			PART REV N/A		