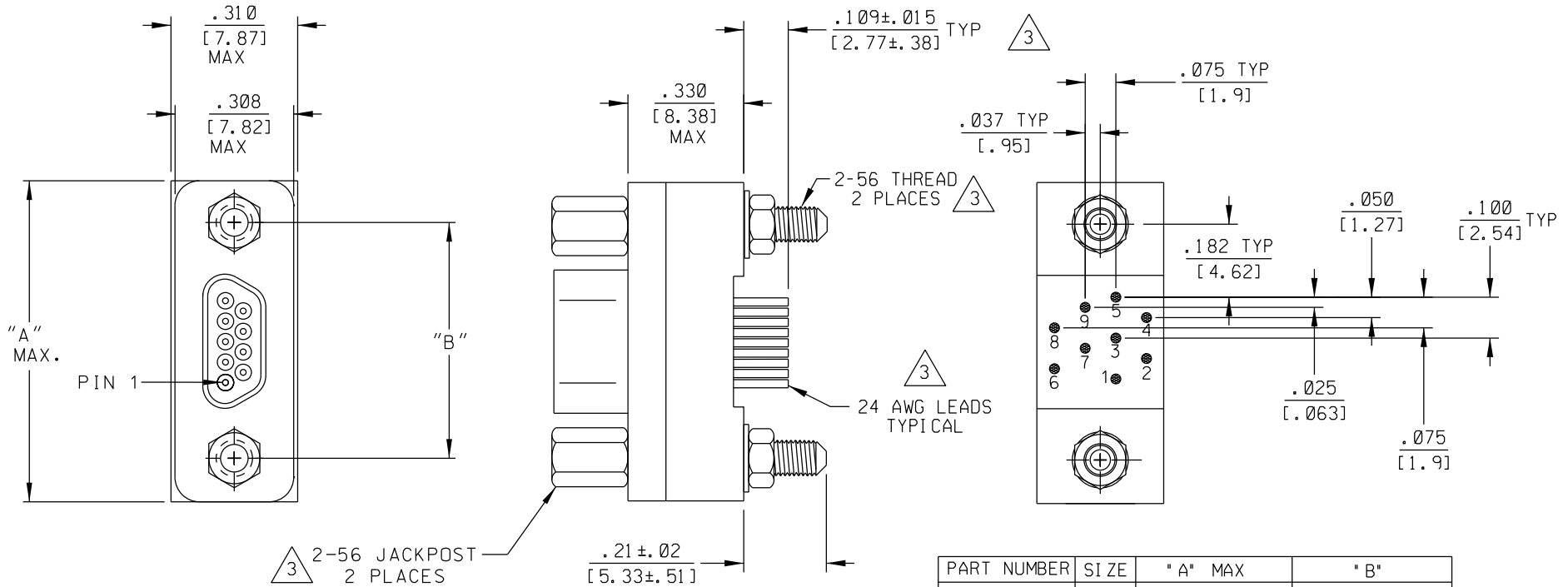


| PART REV | DWG ISSUE | DATE | ECN NO. | APPVD BY | REL BY |
|----------|-----------|--------|----------|----------|--------|
| N/A | A | 5-3-17 | UMI 6337 | DW | DW |



| PART NUMBER | SIZE | "A" MAX | "B" |
|-------------|------|---------------|---------------|
| 836111617 | 9 | .785 [19.94] | .565 [14.35] |
| 836121617 | 15 | .935 [23.75] | .715 [18.16] |
| 836131617 | 21 | 1.085 [27.56] | .865 [21.97] |
| 836141617 | 25 | 1.185 [30.10] | .965 [24.51] |
| 836151617 | 31 | 1.335 [33.91] | 1.115 [28.32] |
| 836161617 | 37 | 1.485 [37.27] | 1.265 [32.13] |

- 5. SEE SHEET 2 FOR RECOMMENDED PCB LAYOUTS.
- 4. PERFORMANCE: MEETS OR EXCEEDS REQUIREMENTS OF MIL-DTL-83513

3 CONSULT FACTORY FOR AVAILABLE OPTIONS

2 MATERIALS:
 SHELL: 6061-T6 ALUMINUM PER AMS-QQ-A200/8, NICKEL PLATED PER AMS 2404
 INSULATOR AND BACKSHELL: PPS PER MIL-M-24519 GST-40F, COLOR: BLACK
 PIN CONTACTS: C17200 BERYLLIUM COPPER PER ASTM B194, GOLD PLATED PER ASTM B488
 24 AWG LEADS: TIN PLATED COPPER PER A-A-59551 TYPE S
 HARDWARE: PASSIVATED STAINLESS STEEL IAW MIL-DTL-83513/5

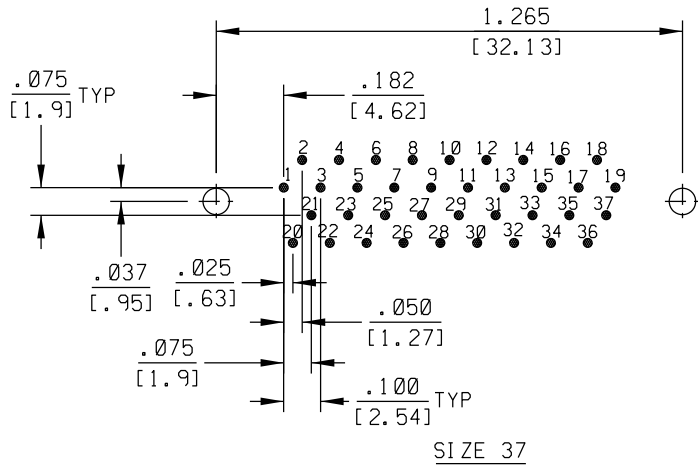
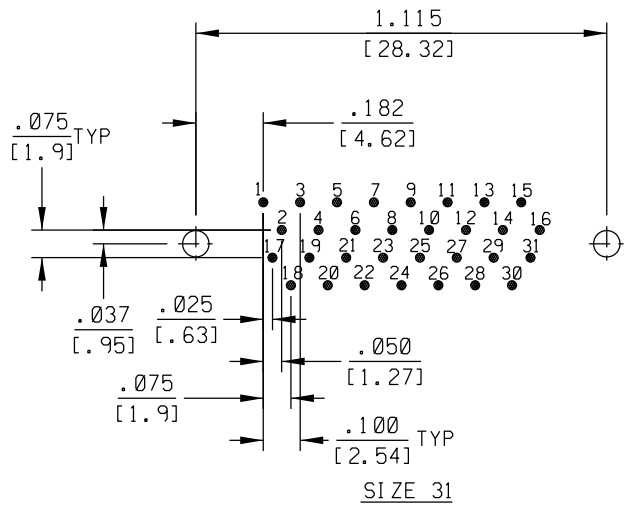
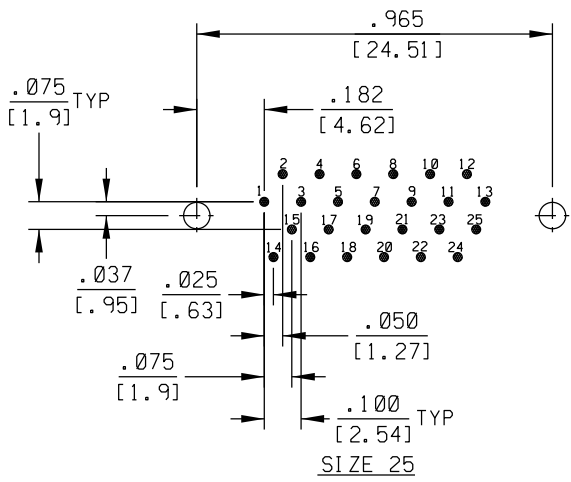
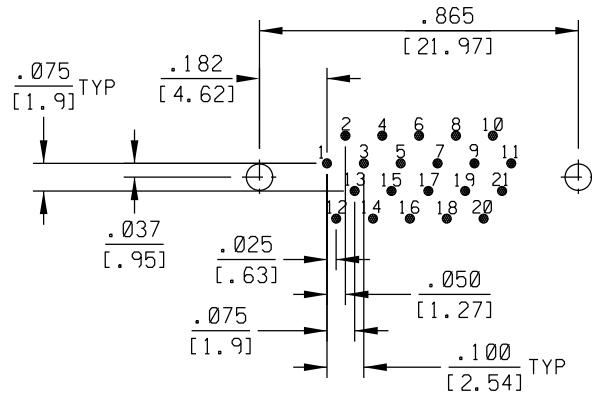
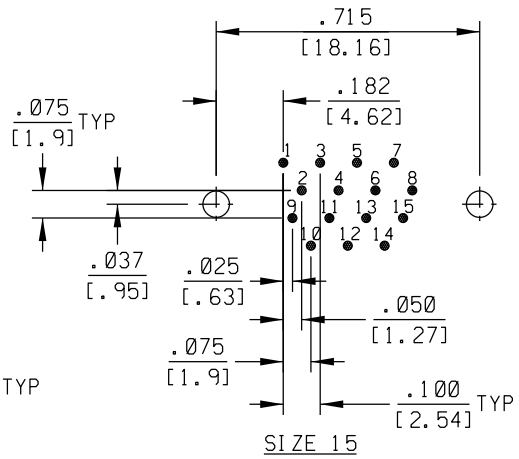
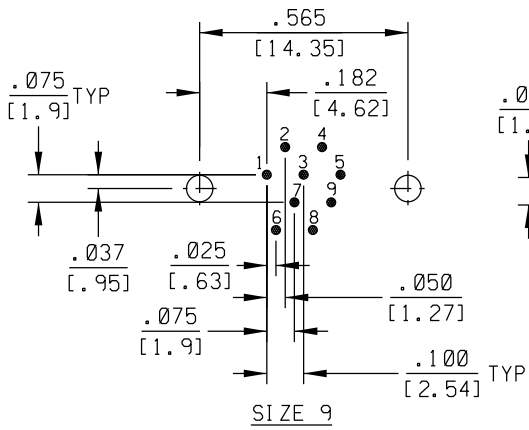
1. MARKING: UMI, DATE CODE, UMI P/N.

NOTES: UNLESS OTHERWISE SPECIFIED.

| | | | | | |
|-----------------|--|--------------------------------|------------------------------------|--|-----------------------------|
| QUALITY SYMBOLS | UNLESS SPECIFIED: ALL DIMENSIONS IN INCHES/MM | SCALE 4 : 1 | DWG SIZE B | THIRD ANGLE PROJECTION | REVISE ON CAD ONLY |
| CRITICAL | GENERAL TOLERANCES: 3 PLACE ± .005 2 PLACE ± .01 ANGULAR ± 2° | DRAWN BY & DATE DW 11-11-11 | CHECKED BY & DATE SEE ECN | TITLE: CIRCUIT CONNECTOR, PLUG (PINS), SIZES 9 THRU 37, STYLE 6 CM6RXXP07-S01 | |
| SPECIAL | ALL EXTERNAL SPECIFICATIONS REFERENCED ON THIS DRAWING SHALL BE TO THE LATEST REVISION IN EFFECT | APPROVED BY & DATE SEE ECN | CAD FILENAME WB-8361X1617-1.DGN | MATERIAL: | 2 3 Uti-Mate Connector Inc. |
| KEY | Uti-Mate CAGE CODE 58967 | PART NO. SEE CHART | DRAWING NO. WB-8361X1617 | SHEET NO. 1 OF 2 | PART REV N/A |

THIS DRAWING CONTAINS INFORMATION THAT IS PROPRIETARY TO ULTI-MATE INCORPORATED AND SHOULD NOT BE USED WITHOUT WRITTEN PERMISSION.

| | | | | | |
|----------|-----------|--------|----------|----------|--------|
| PART REV | DWG ISSUE | DATE | ECN NO. | APPVD BY | REL BY |
| N/A | A | 5-3-17 | UMI 6337 | DW | DW |



SEE SHEET 1
 NOTES: UNLESS OTHERWISE SPECIFIED.

| | | | | | | |
|---|--|------------------------------------|--|-------------------------|-----------------------------|---------------------|
| QUALITY SYMBOLS CRITICAL ∇ 4 SPECIAL \odot S KEY \diamond K 0 | UNLESS SPECIFIED: ALL DIMENSIONS IN INCHES/MM | SCALE 3 : 1 DWG SIZE B | THIRD ANGLE PROJECTION | REVISE ON CAD ONLY | | |
| | GENERAL TOLERANCES: 3 PLACE $\pm .005$ 2 PLACE $\pm .01$ ANGULAR $\pm 2^\circ$ | DRAWN BY & DATE DW 11-11-11 | TITLE: RECOMMENDED PCB LAYOUTS, CIRCUIT CONNECTOR, PLUG (PINS), SIZES 9 THRU 37, CM6RXXP07-S01 | | MATERIAL: SEE SHEET 1 | |
| | ALL EXTERNAL SPECIFICATIONS REFERENCED ON THIS DRAWING SHALL BE TO THE LATEST REVISION IN EFFECT | CHECKED BY & DATE SEE ECN | APPROVED BY & DATE SEE ECN | PART NO. SEE SHEET 1 | DRAWING NO. WB-8361X1617 | SHEET NO. 2 OF 2 |
| | Ulti-Mate CAGE CODE 58967 | CAD FILENAME WB-8361X1617-2.DGN | THIS DRAWING CONTAINS INFORMATION THAT IS PROPRIETARY TO ULTI-MATE INCORPORATED AND SHOULD NOT BE USED WITHOUT WRITTEN PERMISSION. | | PART REV N/A | |

