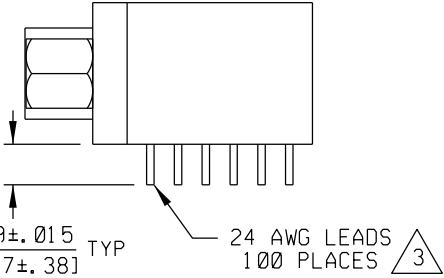
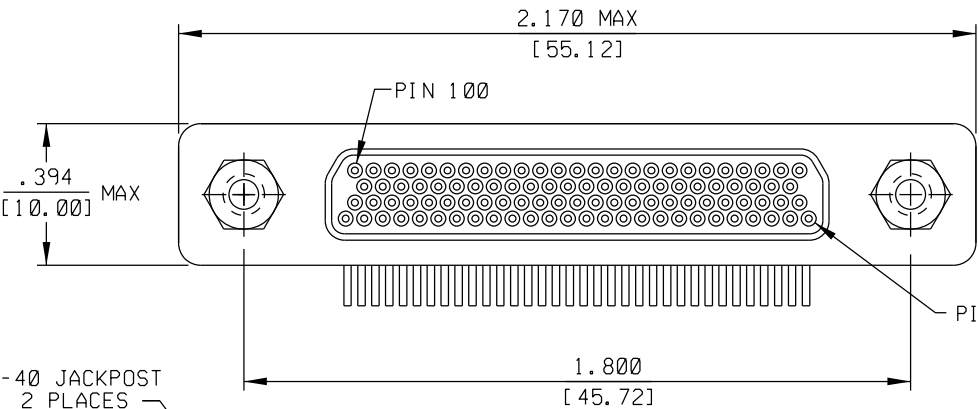
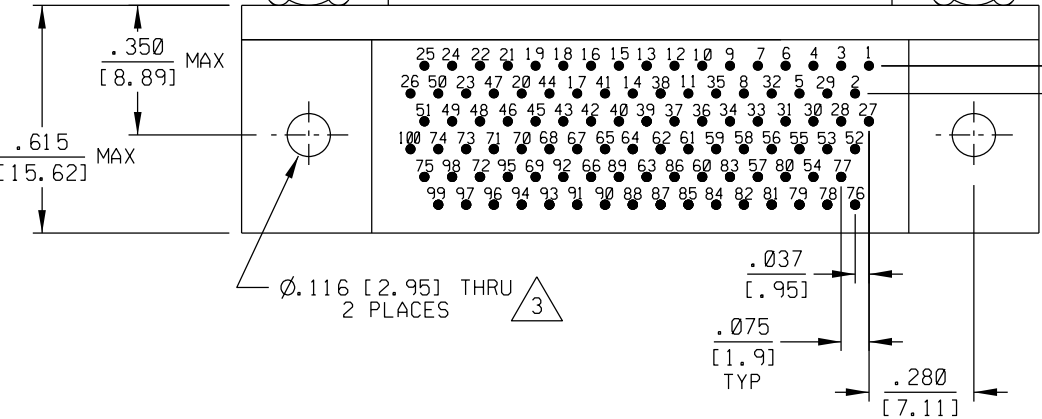


PART REV	DWG ISSUE	DATE	ECN NO.	APPVD BY	REL BY



4-40 JACKPOST  
2 PLACES



.163 TYP  
[4.14]

.037  
[.95]

.075 TYP  
[1.9]

.280  
[7.11]

.075  
[1.9]

RECOMMENDED PCB LAYOUT

4. PERFORMANCE: MEETS OR EXCEEDS REQUIREMENTS OF MIL-DTL-83513

3 CONSULT FACTORY FOR AVAILABLE OPTIONS

2 MATERIALS:  
SHELL: 6061-T6 ALUMINUM PER SAE-AMS-QQ-A200/8,  
NICKEL PLATED PER AMS 2404  
INSULATOR AND BACKSHELL: PPS PER MIL-M-24519 GST-40F, COLOR: BLACK  
PIN CONTACTS: C17200 BERYLLIUM COPPER PER ASTM B194,  
GOLD PLATED PER ASTM B488  
24 AWG LEADS: TIN PLATED COPPER PER A-A-59551 TYPE S  
HARDWARE: PASSIVATED STAINLESS STEEL IAW MIL-DTL-83513/5

1. MARKING: UMI, DATE CODE, UMI P/N.

NOTES: UNLESS OTHERWISE SPECIFIED.

<b>QUALITY SYMBOLS</b> MAJOR = CRITICAL = SPC =	UNLESS SPECIFIED: ALL DIMENSIONS IN INCHES/MM GENERAL TOLERANCES: 3 PLACE ±.005/.13 2 PLACE ±.01/.25 ANGULAR ±2°	SCALE: 3:1 DWG SIZE: B	THIRD ANGLE PROJECTION	REVISE ON CAD ONLY	
	Uti-Mate CAGE CODE <b>58967</b>	DRAWN BY & DATE: DW 11-15-11 CHECKED BY & DATE: APPROVED BY & DATE:	TITLE: CIRCUIT CONNECTOR, PLUG (PINS), SIZE 100, STYLE 8 (.075 X .075), CM8R100P17-S01		
	CAD FILENAME: SD-836181817.DGN	PART NO.: 836181817	DRAWING NO.: SD-836181817	SHEET NO.: 1 OF 1	MATERIAL: 2 3 Uti-Mate Connector Inc.
	THIS DRAWING CONTAINS INFORMATION THAT IS PROPRIETARY TO ULTI-MATE INCORPORATED AND SHOULD NOT BE USED WITHOUT WRITTEN PERMISSION.				