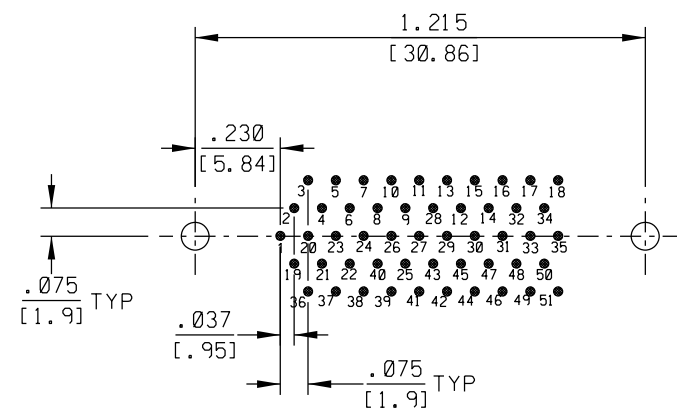
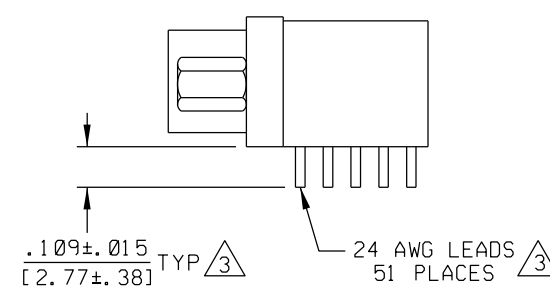
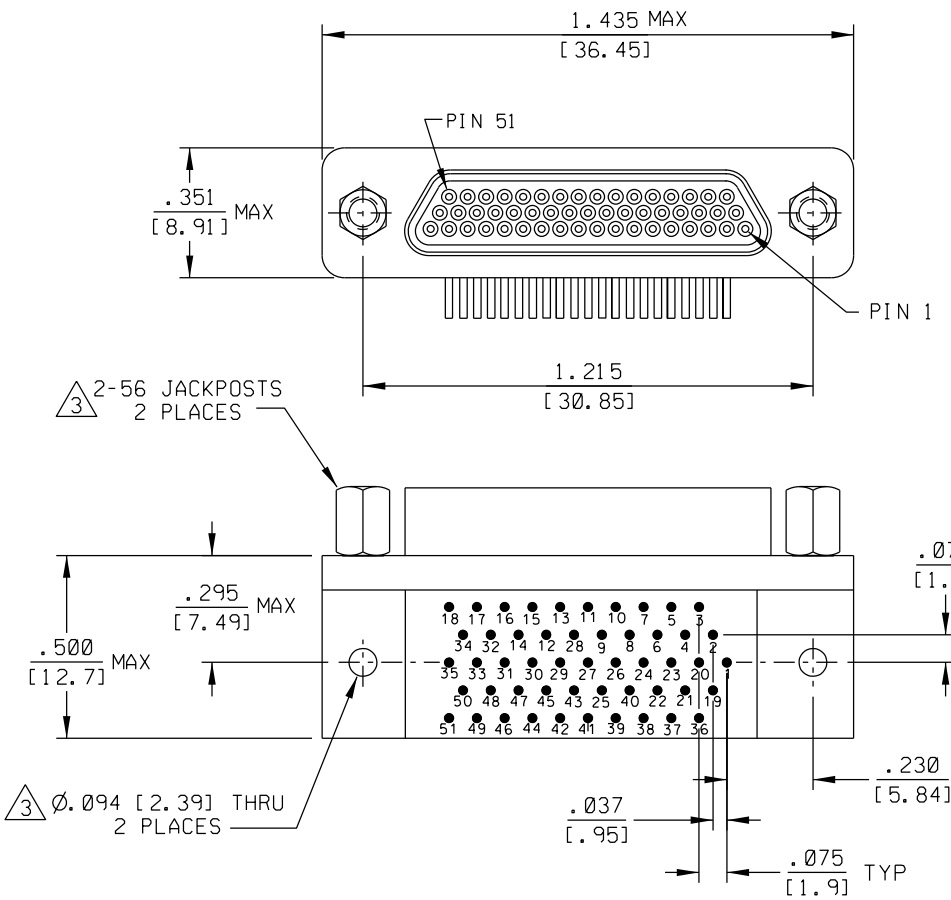


PART REV	DWG ISSUE	DATE	ECN NO.	APPVD BY	REL BY



RECOMMENDED PCB LAYOUT

- 4. PERFORMANCE: MEETS OR EXCEEDS REQUIREMENTS OF MIL-DTL-83513
  - 3. CONSULT FACTORY FOR AVAILABLE OPTIONS
  - 2. MATERIALS:
    - SHELL: 6061-T6 ALUMINUM PER SAE-AMS-QQ-A200/8, NICKEL PLATED PER AMS 2404
    - INSULATOR AND BACKSHELL: PPS PER MIL-M-24519 GST-40F, COLOR: BLACK
    - PIN CONTACTS: C17200 BERYLLIUM COPPER PER ASTM B194, GOLD PLATED PER ASTM B488
    - 24 AWG LEADS: TIN PLATED COPPER PER A-A-59551 TYPE S
    - HARDWARE: PASSIVATED STAINLESS STEEL IAW MIL-DTL-83513/5
  - 1. MARKING: UMI, DATE CODE, UMI P/N.
- NOTES: UNLESS OTHERWISE SPECIFIED.

QUALITY SYMBOLS MAJOR ▽ = 0 CRITICAL ▽/C = 0 SPC ▽/S = 0	UNLESS SPECIFIED: ALL DIMENSIONS IN INCHES/MM	SCALE 3:1	DWG SIZE B	THIRD ANGLE PROJECTION	REVISE ON CAD ONLY	
	GENERAL TOLERANCES: 3 PLACE ± .005 / .13 2 PLACE ± .01 / .25 ANGULAR ± 2°	DRAWN BY & DATE DW 11-15-11	TITLE: CIRCUIT CONNECTOR, PLUG (PINS), STYLE 8 (.075 X .075), SIZE 51-3, CM8R51-3P07-S01			
	UMI-Mate CAGE CODE <b>58967</b>	CHECKED BY & DATE	MATERIAL: 2 3 Uti-Mate Connector Inc.			
		APPROVED BY & DATE	CAD FILENAME SD-836171817.DGN	PART NO. 836171817	DRAWING NO. SD-836171817	SHEET NO. 1 OF 1
THIS DRAWING CONTAINS INFORMATION THAT IS PROPRIETARY TO ULTI-MATE INCORPORATED AND SHOULD NOT BE USED WITHOUT WRITTEN PERMISSION.					REV -	