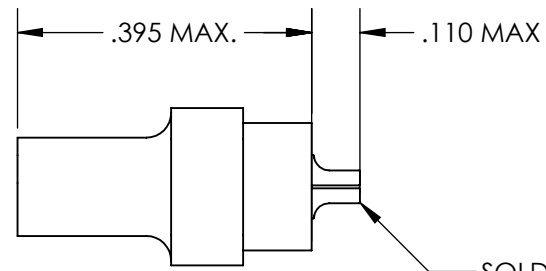
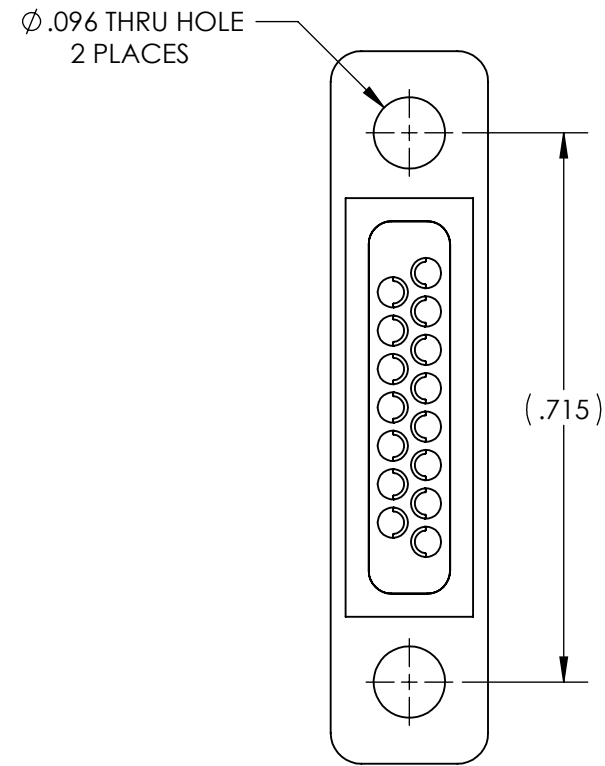
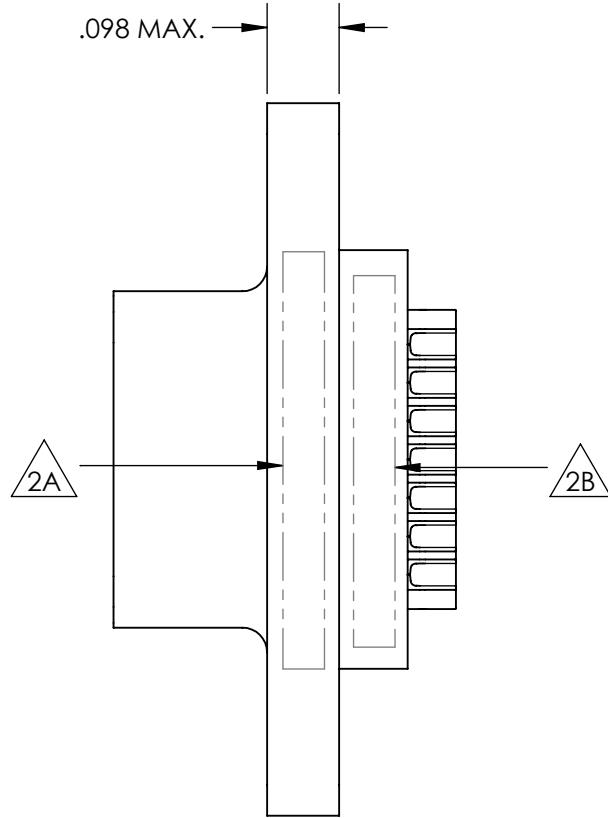
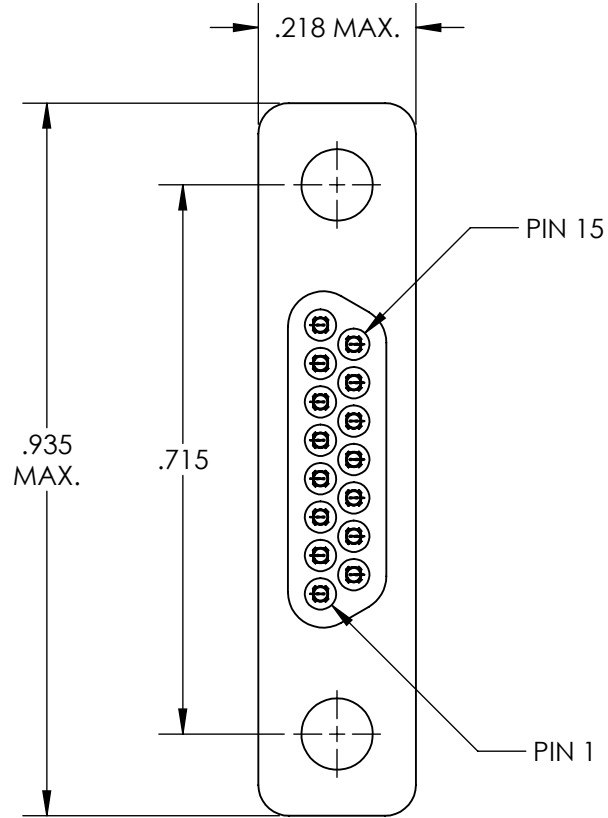
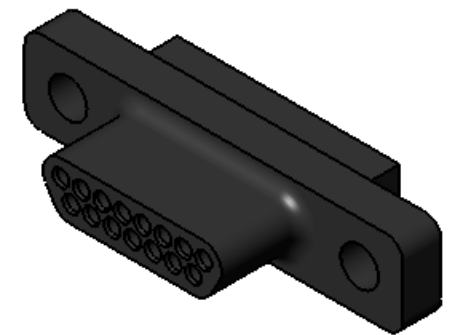


REVISIONS

PART REV.	DWG. ISSUE	DATE	ECN NO.	APPVD. BY	REL. BY
-	A	10/16/2015	UMI5772	DW	DW
A	B	06/14/2016	UMI5996	DW	DW



SOLDER CUPS TO BE ORIENTED AS SHOWN



4. PERFORMANCE SPECIFICATIONS:
 CURRENT RATING: 3A MAX.
 INSULATION RESISTANCE: 5000 MΩ MIN.
 DWV: 600 VAC
 TEMPERATURE RATING: 125°C
 CONTACT RESISTANCE: 8 mΩ MAX AT 2.5 AMPS




3. MATERIALS:
 BODY/INSULATOR: PPS PER MIL-M-24519 GST-40F, COLOR: BLK
 PIN CONTACTS: C17200 BERYLLIUM COPPER PER ASTM B194, GOLD PLATED PER ASTM B488

2. MARKINGS: 2A "UMI", DATE CODE, AND UMI PART NO.

2B WORK ORDER NO.

1. CONNECTOR ASSEMBLY IS IAW MIL-DTL-83513 UNLESS OTHERWISE SPECIFIED

NOTES: UNLESS OTHERWISE SPECIFIED

QUALITY SYMBOLS CRITICAL  MAJOR  NO SYMBOL = MINOR DIMENSION	UNLESS SPECIFIED: ALL DIMENSIONS IN INCHES GENERAL TOLERANCES: 3 PLACE ±.002 2 PLACE ±.005 ANGULAR ±2° Ulti-Mate CAGE CODE 58967	SCALE 4:1	DWG SIZE B	 THIRD ANGLE PROJECTION	REVISE ON CAD ONLY		
		DRAWN BY & DATE JB 07/08/2013		TITLE MICRO-D CONNECTOR, SOLDER CUP, PLUG, SIZE 15 PR15N0			
		CHECKED BY & DATE DW 07/10/2013		MATERIAL 3			
		APPROVED BY & DATE DW 07/10/2013		CAD FILENAME SD-834528000.slddrw	PART NO. 834528000	DRAWING NO. SD-834528000	SHEET NO. 1 OF 1
THIS DRAWING CONTAINS INFORMATION THAT IS PROPRIETARY TO ULTI-MATE INCORPORATED AND SHOULD NOT BE USED WITHOUT WRITTEN PERMISSION.						PART REV. A	

