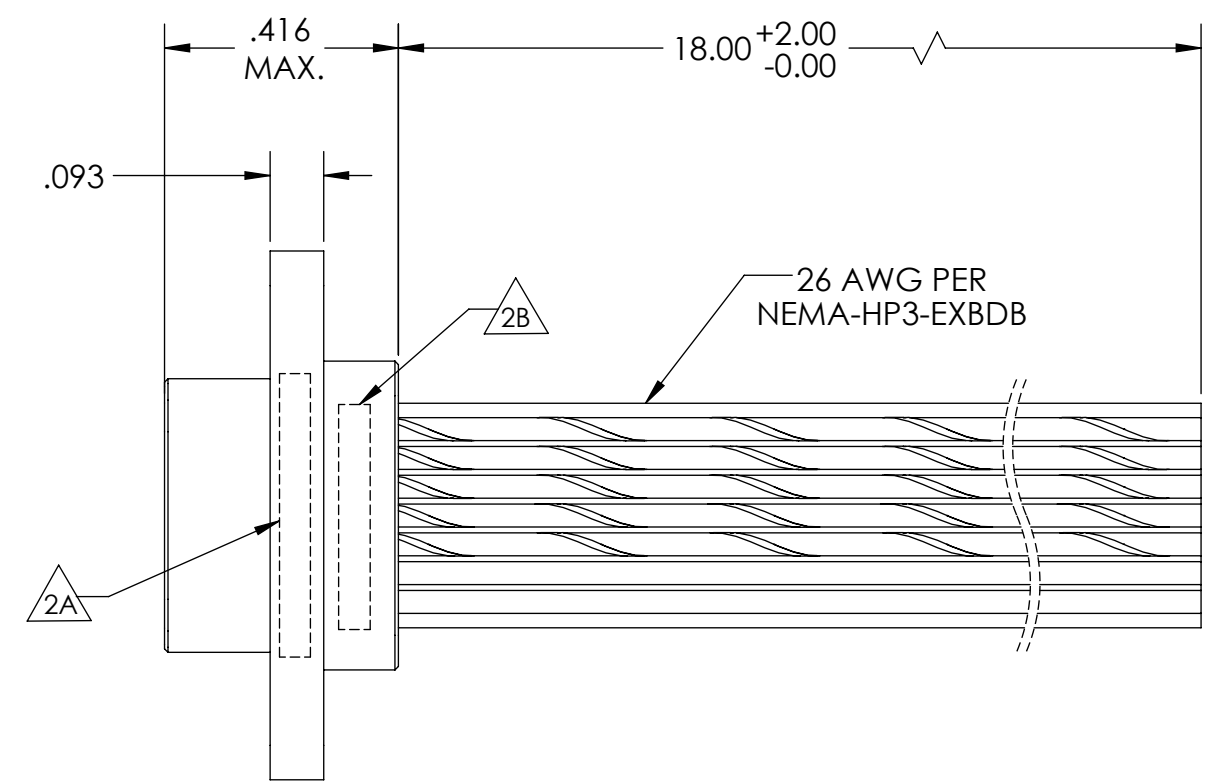
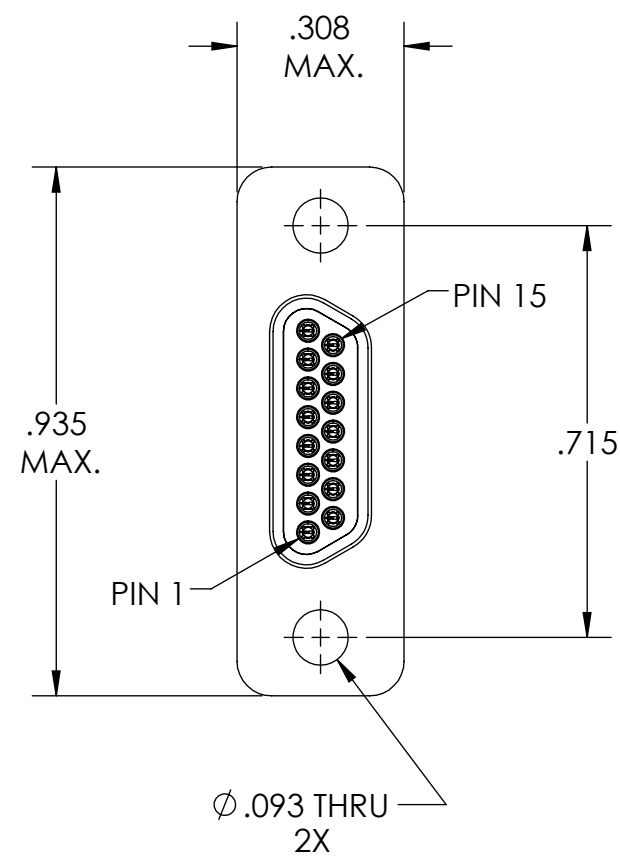
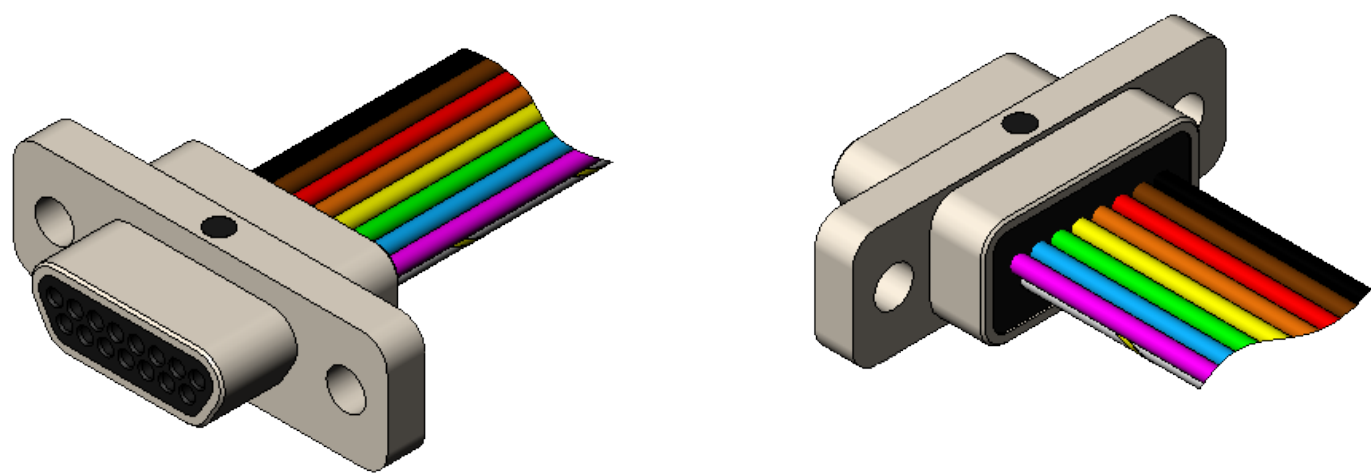


PART REV	DWG ISSUE	DATE	ECN NO.	APPVD BY	REL BY
-	-	2/19/18	UMI6664	DW	DW

F
E
D
C
B
A



1	BLK
2	BRN
3	RED
4	ORG
5	YEL
6	GRN
7	BLU
8	VIO
9	GRY
10	WHT
11	W/BLK
12	W/BRN
13	W/RED
14	W/ORG
15	W/YEL



- 5. CONTACT HEIGHTS ARE TO BE PER QA-STD-101.
- 4. PERFORMANCE SPECIFICATIONS:
CURRENT RATING: 3 AMPS MAX.
INSULATION RESISTANCE: 5000 MEGOHMS MIN.
DWV: 600 VAC
TEMPERATURE RATING: 125° C

3 MATERIALS:
SHELL: 6061-T6 ALUMINUM PER AMS-Q-Q-A200/8, NICKEL PLATED PER AMS-2404
INSULATOR: PPS PER MIL-M-24519 GST-40F, COLOR: BLACK
PIN CONTACTS: C17200 BERYLLIUM COPPER PER ASTM B194, GOLD PLATED PER ASTM B488
WIRE: 26 AWG PER NEMA-HP3-EXBDB, COLOR CODE PER MIL-STD-681

- 2. MARKING: 2A "UMI", UMI PART NUMBER
2B DATE CODE, UMI WORK ORDER NUMBER

1. CONNECTOR ASSEMBLY IS IAW MIL-DTL-83513 UNLESS OTHERWISE SPECIFIED.
NOTES: UNLESS OTHERWISE SPECIFIED.

QUALITY SYMBOLS CRITICAL C MAJOR NO SYMBOLS = MINOR DIMENSIONS	UNLESS OTHERWISE SPECIFIED: ALL DIMENSIONS ARE IN INCHES	SCALE 3:1	DWG SIZE B	THIRD ANGLE PROJECTION	REVISE ON CAD ONLY	
	GENERAL TOLERANCES: 3 PLACES ±.005 2 PLACES ±.01 ANGULAR ±2°	DRAWN BY & DATE DU 2/19/18		TITLE: MICRO-D CONNECTOR ASSEMBLY, MR15P0-26E5-18.0-S01		
		CHECKED BY & DATE DW 2/19/18		MATERIAL: 3	ENG PROJECT #: NONE	
		APPROVED BY & DATE DW 2/19/18				
	ULTI-MATE CAGE CODE 58967		CAD FILE NAME SD-834121070.SLDDRW	PART NO. 834121070	DRAWING NO. SD-834121070	SHEET NO. 1 of 1

THIS DRAWING CONTAINS INFORMATION THAT IS PROPRIETARY TO ULTI-MATE INCORPORATED AND SHOULD NOT BE USED WITHOUT WRITTEN PERMISSION.