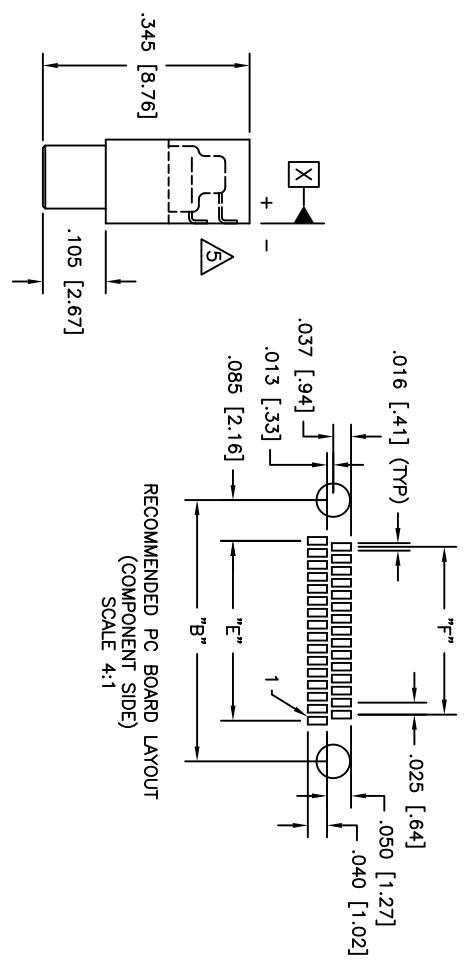
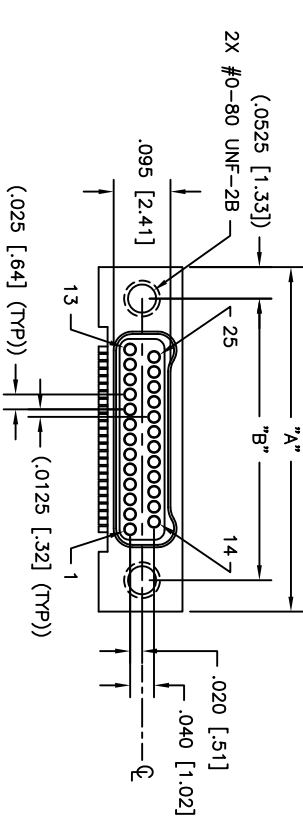
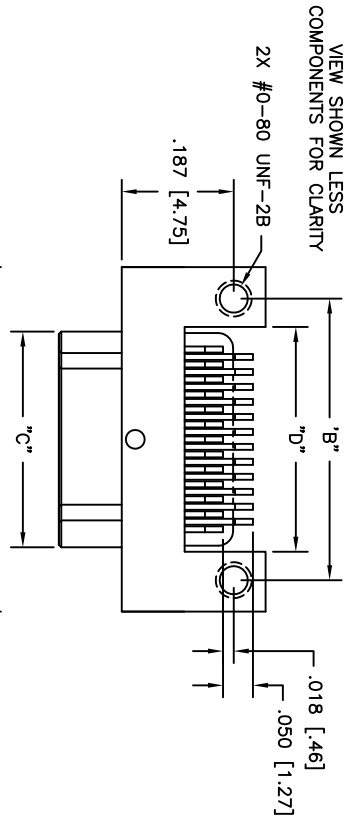
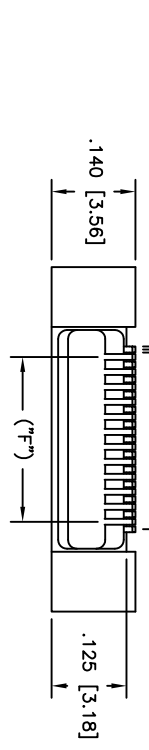


PART DWG REV ISSUE	DATE	ECN NO.	APP'D BY	REL BY
-	02/04/16	UM15875	T.POMBART	PER
A	10/19/20	UM17580	T.POMBART	PER



PART NO.	SIZE	"A"	"B"	"C"	"D"	"E"	"F"
832318227	9	.375 [9.52]	.270 [6.86]	.160 [4.06]	.175 [4.44]	.100 [2.54]	.075 [1.90]
832328227	15	.450 [11.43]	.345 [8.76]	.235 [5.97]	.250 [6.35]	.175 [4.44]	.150 [3.81]
832338227	21	.525 [13.33]	.420 [10.67]	.310 [7.87]	.325 [8.25]	.250 [6.35]	.225 [5.71]
832348227	25	.575 [14.60]	.470 [11.94]	.360 [9.14]	.375 [9.52]	.300 [7.62]	.275 [6.98]
832358227	31	.650 [16.51]	.545 [13.84]	.435 [11.05]	.450 [11.43]	.375 [9.52]	.350 [8.89]
832368227	37	.725 [18.41]	.620 [15.75]	.510 [12.95]	.525 [13.33]	.450 [11.43]	.425 [10.79]
832378227	51	.900 [22.86]	.795 [20.19]	.685 [17.40]	.700 [17.78]	.625 [15.87]	.600 [15.24]
832388227	65	1.075 [27.30]	.970 [24.64]	.860 [21.84]	.875 [22.22]	.800 [20.32]	.775 [19.68]

- LEAD TOLERANCE: LEADS TO BE CO-PLANAR WITHIN +.003/-0.01 FROM SURFACE "X"
- PERFORMANCE: MANUFACTURED TO THE FOLLOWING M32139 PERFORMANCE SPECIFICATIONS
CONTRACT RATING: 1 AMPERE MAXIMUM AT AMBIENT TEMPERATURE
DWV: 250 VAC
INSULATION RESISTANCE: 5000 MEGOHMS MINIMUM @ 100 VDC
CONTACT RESISTANCE: 0.021 VOLT MAXIMUM DROP @ 1.0 AMPS (.021 OHMS)
- INTERMATEABILITY: INTERFACE DIMENSIONS PER MIL-DTL-32139
- MATERIALS: SHELL AND INSULATOR: LCP (LIQUID CRYSTAL POLYMER) GLCP-30F
CONTACT: BERYLLIUM COPPER PER ASTM B194, GOLD PLATED PER ASTM B488
LEADS: GOLD LEADS (ROHS COMPLIANT)

1. MARKINGS: UMI, UMI P/N, DATE CODE & W/O NO. AS SPACE PERMITS OTHERWISE ON BAG OR TAG
NOTES: UNLESS OTHERWISE SPECIFIED

QUALITY SYMBOLS	UNLESS SPECIFIED: ALL DIMENSIONS IN INCHES	SCALE	DWG SIZE	THIRD ANGLE PROJECTION	REVISE ON CAD ONLY
MAJOR =	GENERAL TOLERANCES:	5:1	B		
CRITICAL =	3 PLACE ±.005	DRAWN BY & DATE			
C =	2 PLACE ±.010	PER 01-25-16			
S =	ANGULAR ±2°	CHECKED BY & DATE			
		APPROVED BY & DATE			
		SEE ECN			
		CAD FILENAME			
		SD-832348227.DWG			
		THIS DRAWING CONTAINS INFORMATION THAT IS PROPRIETARY TO ULTI-MATE			
		INCORPORATED AND SHOULD NOT BE USED WITHOUT WRITTEN PERMISSION.			
		Uti-Mate CASE CODE			
		58967			
		PART NO.			
		SEE "TAB BLOCK"			
		SD-832348227			
		DRAWING NO.			
		Connector Inc.			
		SHEET NO.			
		1 OF 1			
		PART REV			
		A			