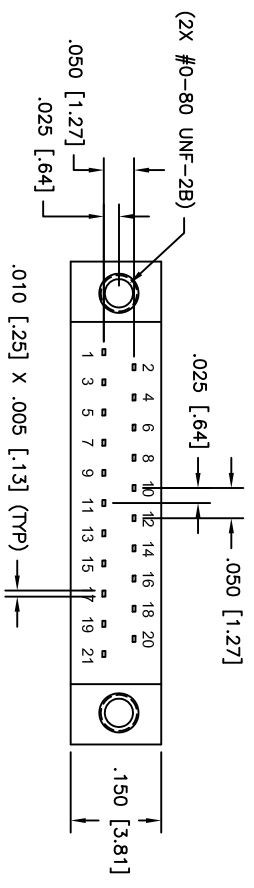
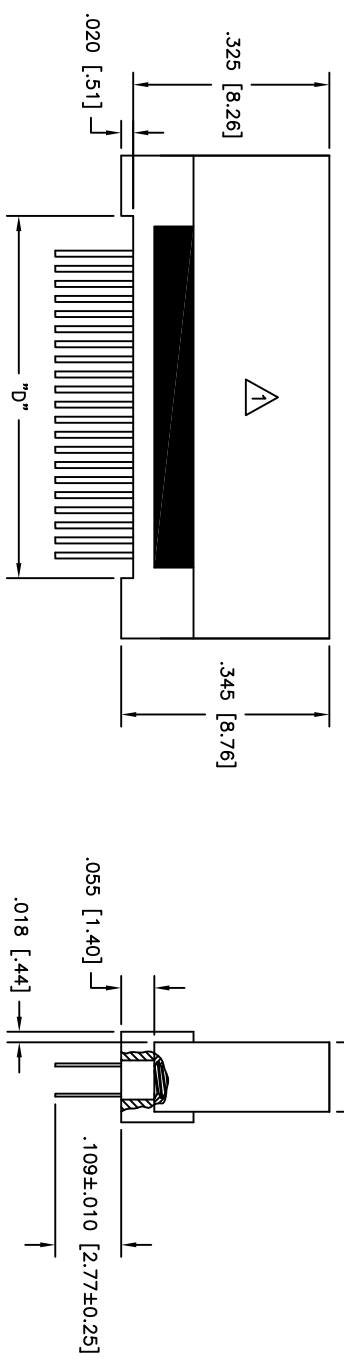
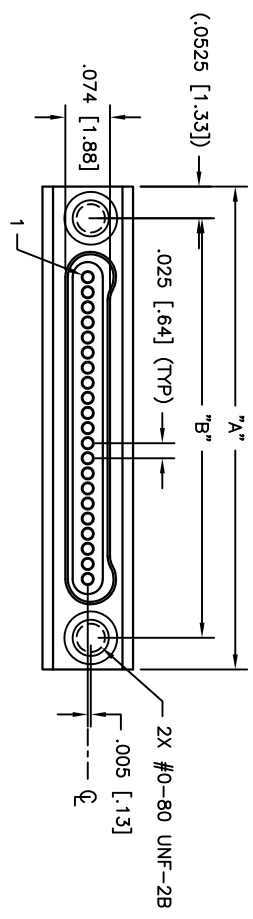


PART	DWG	DATE	ECN NO.	APPD BY	REL BY
-	-	-	-	-	-



PART NO.	SIZE	"A"	"B"	"C"	"D"
83221617	9	.500 [12.70]	.395 [10.03]	.284 [7.21]	.295 [7.49]
832221617	15	.650 [16.51]	.545 [13.84]	.434 [11.02]	.445 [11.30]
832231617	21	.800 [20.32]	.695 [17.65]	.584 [14.83]	.595 [15.11]
832241617	25	.900 [22.86]	.795 [20.19]	.684 [17.37]	.695 [17.65]
832251617	31	1.050 [26.67]	.945 [24.00]	.834 [21.18]	.845 [21.46]
832261617	37	1.200 [30.48]	1.095 [27.81]	.984 [24.99]	.995 [25.27]
832271617	51	1.550 [39.37]	1.445 [36.70]	1.334 [33.88]	1.345 [34.16]

3. PERFORMANCE: MEETS OR EXCEEDS M32139 PERFORMANCE SPECIFICATIONS
 CONTACT RATING: 1 AMPERE MAXIMUM
 DMV: 250 VAC
 INSULATION RESISTANCE: 5000 MEGOHMS MINIMUM @ 100 VDC
 CONTACT RESISTANCE: 0.021 VOLT MAXIMUM DROP @ 1.0 AMPS (.021 OHMS)

2. MATERIALS: SHELL: ALUMINUM 6061-T6, ELECTROLESS NICKEL PLATED PER SAE AMS2404
 INSULATOR: LCP (LIQUID CRYSTAL POLYMER) GLCP-30F
 CONTACT: BERYLLIUM COPPER PER ASTM B194, GOLD PLATED PER ASTM B488
 BACKSHELL: PPS PER MIL-M-24519 GST-40F
 LEADS: Sn/Pb PLATED

1. MARKINGS: UMI, DATE CODE, UMI P/N AS SPACE PERMITS, OTHERWISE BAG OR TAG
 NOTES: UNLESS OTHERWISE SPECIFIED

QUALITY SYMBOLS	UNLESS SPECIFIED, ALL DIMENSIONS IN INCHES	SCALE	DWG SIZE	THIRD ANGLE PROJECTION	REVISE ON CAD ONLY
MAJOR =	GENERAL TOLERANCES:	5:1	B		
CRITICAL =	3 PLACE ±.005	DRAWN BY & DATE		TITLE	NANO-D SINGLE ROW CONNECTOR
	2 PLACE ±.010	UMI 03-09-10		CHECKED BY & DATE	FEMALE, SIZE XX, CNM6LXX-1S071-S01
	ANGULAR ±2°	APPROVED BY & DATE		MATERIAL:	
SFC =	UTL-Mate CAGE CODE			PART NO.	
	58967			SEE "TAB BLOCK"	SD-8322231617
				DRAWING NO.	Utl-Mate Connector Inc.
				SHEET NO.	1 OF 1
				REV	-

THIS DRAWING CONTAINS INFORMATION THAT IS PROPRIETARY TO UTL-MATE INCORPORATED AND SHOULD NOT BE USED WITHOUT WRITTEN PERMISSION.