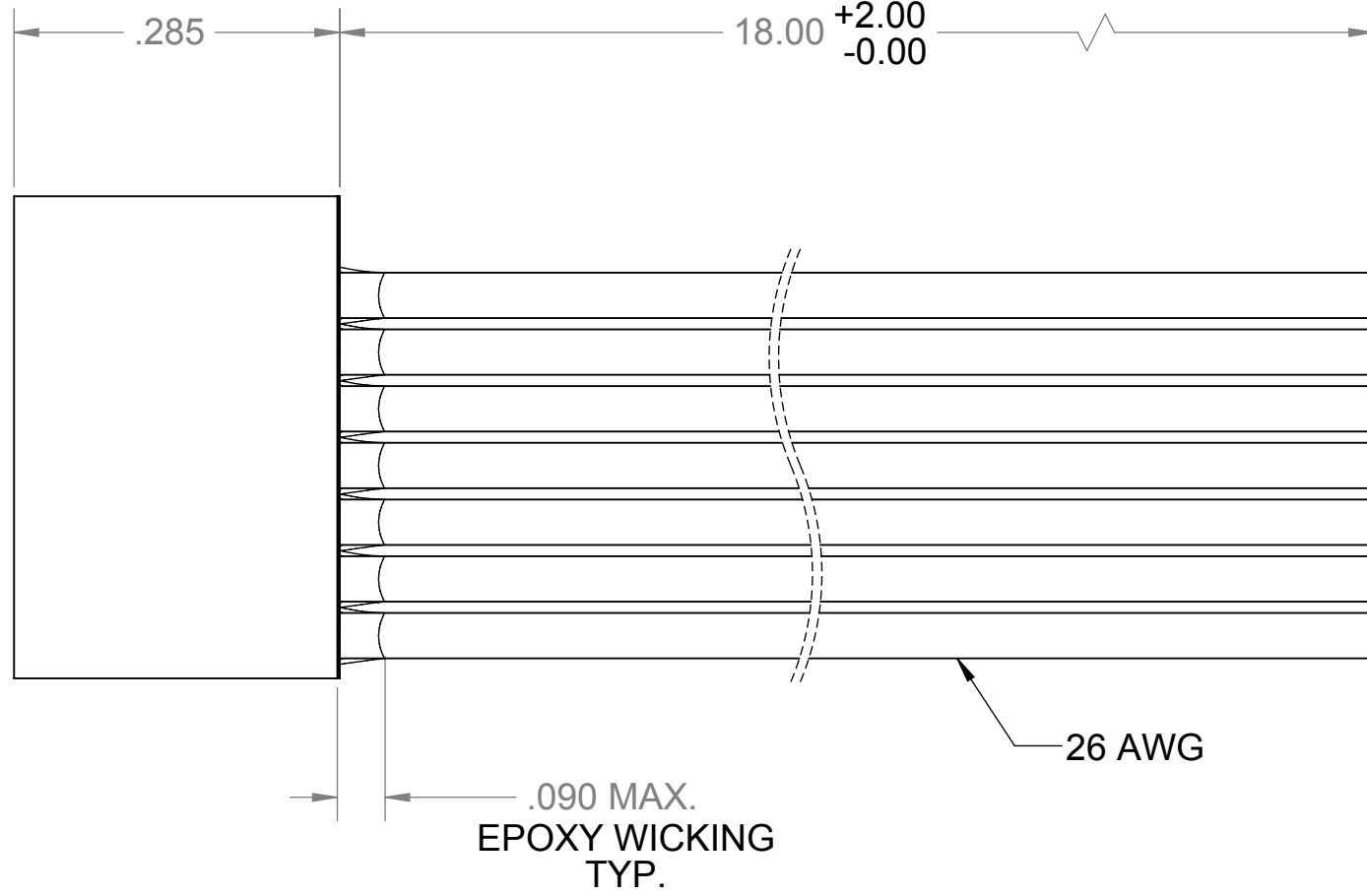
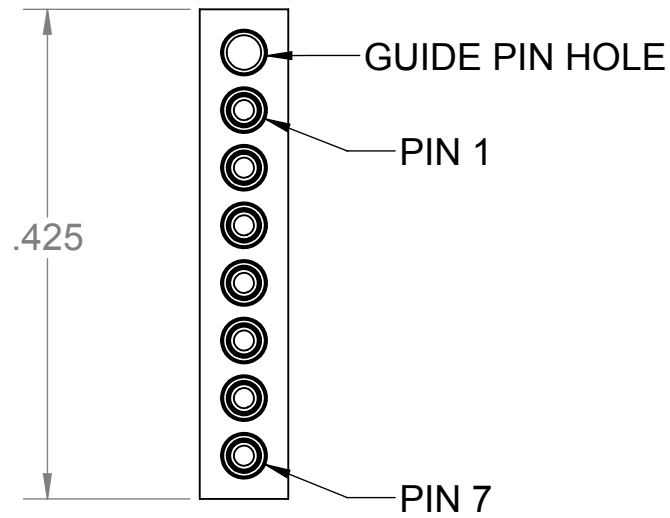



PART REV	DWG ISSUE	DATE	ECN NO.	APPVD BY	REL BY
-	-	2/25/13	UMI 4886	DW	DW
A	A	8/27/14	UMI 5403	DW	DW

.080 MAX.



GUIDE PIN HOLE

1	BLK
2	BRN
3	RED
4	ORG
5	YEL
6	GRN
7	BLU



3. PERFORMANCE SPECIFICATIONS (AT AMBIENT TEMPERATURE):
 CURRENT RATING: 3 AMPS MAX.
 INSULATION RESISTANCE: 5000 MEGOHMS MIN.
 DWV: 600 VAC
 TEMPERATURE RATING: 200° C

2 MATERIALS:
 STRIP INSULATOR: PPS PER MIL-M-24519 GST-40F, COLOR: BLACK
 PIN CONTACTS: C17410 BERYLLIUM COPPER PER ASTM B768, GOLD PLATED PER ASTM B488
 WIRE: 26 AWG PER NEMA HP3-EXBDB, COLOR CODE PER MIL-STD-681.

1. MARKING: "UMI", DATE CODE, UMI PART NUMBER, (AS SPACE PERMITS).

NOTES: UNLESS OTHERWISE SPECIFIED.

QUALITY SYMBOLS MAJOR = CRITICAL = SPC =	UNLESS OTHERWISE SPECIFIED: ALL DIMENSIONS ARE IN INCHES	SCALE 6:1	DWG SIZE B	THIRD ANGLE PROJECTION	REVISE ON CAD ONLY	
	GENERAL TOLERANCES: 3 PLACES ±.005 2 PLACES ±.01 ANGULAR ±2° ULTI-MATE CAGE CODE 58967	DRAWN BY & DATE DU 2/22/13	TITLE: MICRO STRIP CONNECTOR, SR07P1-26E6-18.0-HT, HIGH TEMP		MATERIAL: 	
		CHECKED BY & DATE DW 2/22/13	APPROVED BY & DATE DW 2/22/13			
		CAD FILE NAME SD-437071041.SLDDRW	PART NO. 437071041	DRAWING NO. SD-437071041	SHEET NO. 1 of 1	PART REV. A

THIS DRAWING CONTAINS INFORMATION THAT IS PROPRIETARY TO ULTI-MATE INCORPORATED AND SHOULD NOT BE USED WITHOUT WRITTEN PERMISSION.