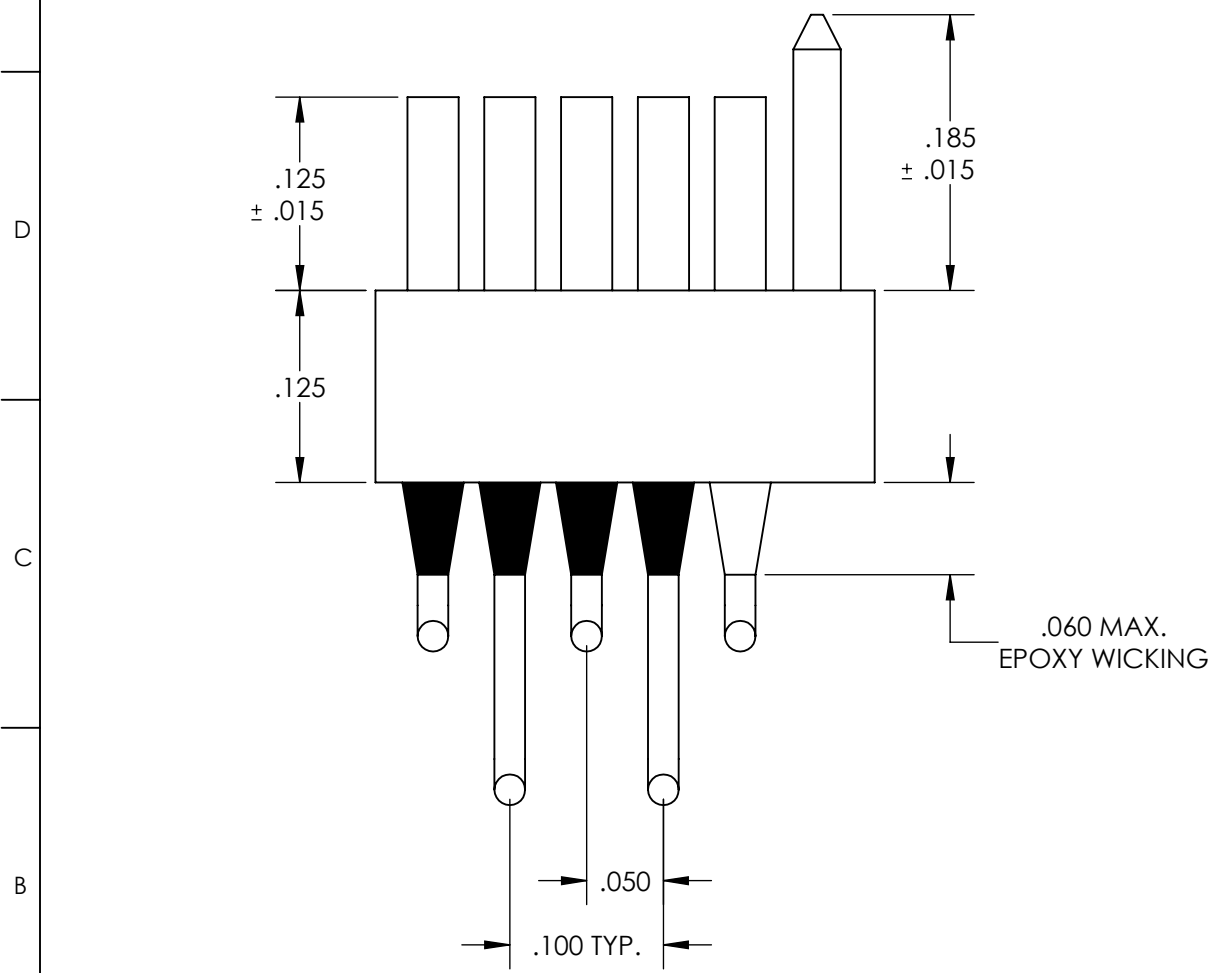
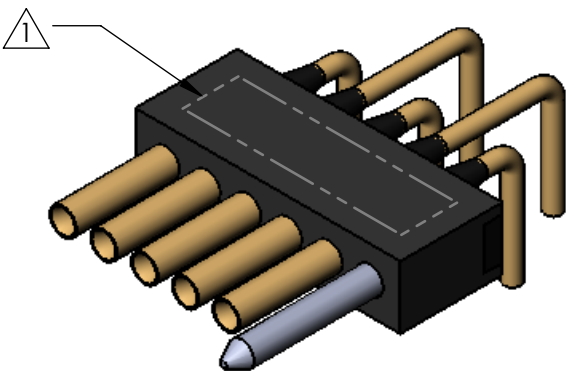
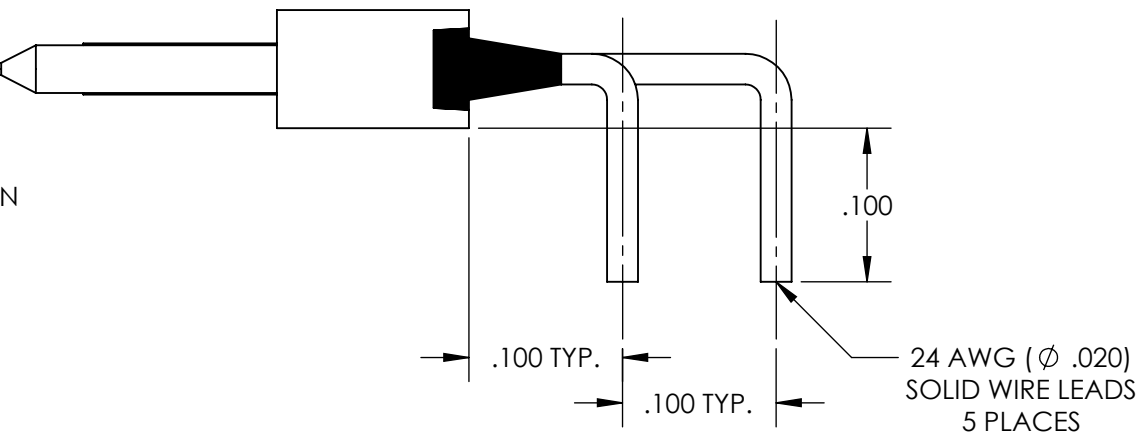
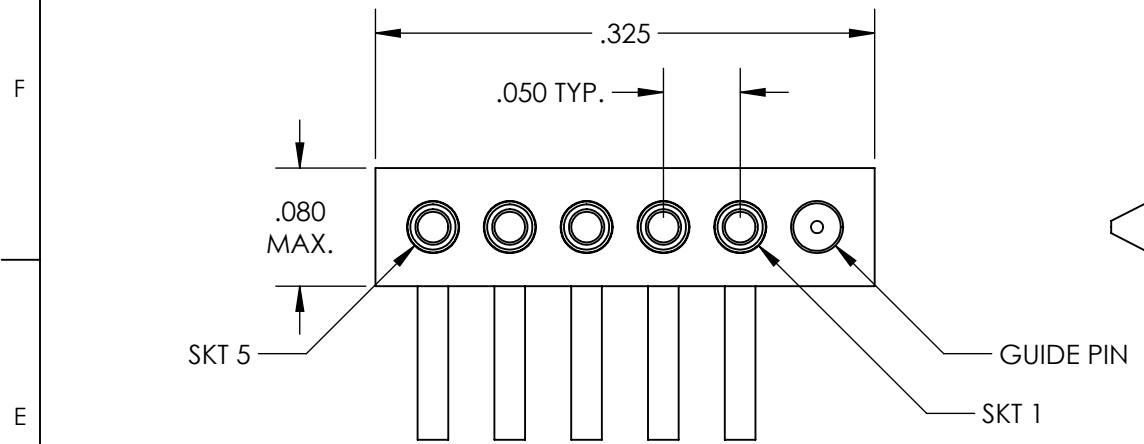
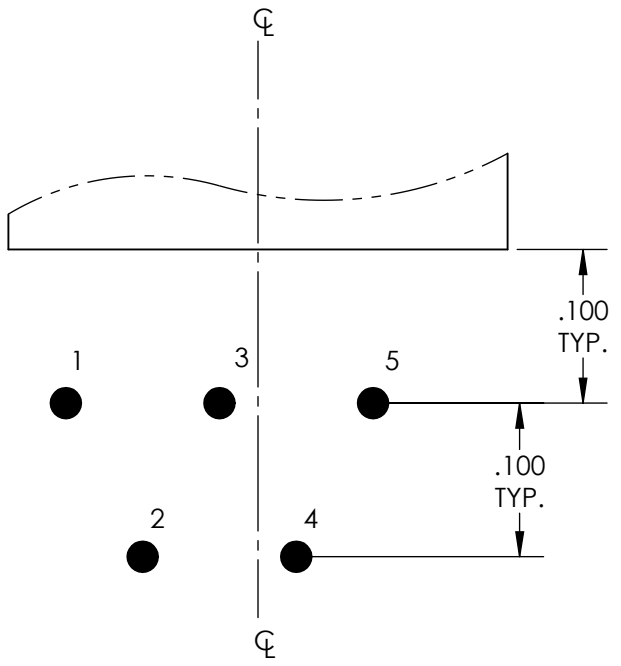


REVISIONS

PART REV.	DWG. ISSUE	DATE	ECN NO.	APPVD. BY	REL. BY
-	-	01/07/2015	UMI5501	DW	DW



RECOMMENDED PCB LAYOUT



3. PERFORMANCE SPECIFICATIONS:
 CURRENT RATING: 3A MAX. AT AMBIENT TEMPERATURE
 INSULATION RESISTANCE: 5000 MΩ MIN.
 DWV: 600 VAC
 TEMPERATURE RATING: 200°C

2 MATERIALS:
 INSULATOR: PPS PER MIL-M-24519 GST-40F, COLOR: BLK
 SOCKET CONTACTS: C21000 BRASS ALLOY PER ASTM B36, GOLD PLATED PER ASTM B488
 24 AWG LEADS: GOLD PLATED COPPER ALLOY
 GUIDE PIN: PASSIVATED 300 SERIES STAINLESS STEEL

1 MARKINGS: 'UMI' AND DATE CODE ON PART, BAG AND TAG WITH UMI P/N

NOTES: UNLESS OTHERWISE SPECIFIED

QUALITY SYMBOLS CRITICAL MAJOR NO SYMBOL = MINOR DIMENSION	UNLESS SPECIFIED: ALL DIMENSIONS IN INCHES	SCALE 8:1	DWG SIZE B	THIRD ANGLE PROJECTION	REVISE ON CAD ONLY	
	GENERAL TOLERANCES: 3 PLACE ±.005 2 PLACE ±.01 ANGULAR ±2°	DRAWN BY & DATE JB 01/07/2015		TITLE MICRO-D STRIP CONNECTOR, HIGH TEMP, SR05S1-L02-HT		
	ALL EXTERNAL SPECIFICATIONS REFERENCED ON THIS DRAWING SHALL BE THE LATEST REVISION IN EFFECT	CHECKED BY & DATE DW 1-9-15		MATERIAL 2		
	Ulti-Mate CAGE CODE 58967	APPROVED BY & DATE DW 1-9-15		ENG PROJECT #		
		CAD FILENAME SD-437052051.slddrw	PART NO. 437052051	DRAWING NO. SD-437052051	SHEET NO. 1 OF 1	
THIS DRAWING CONTAINS INFORMATION THAT IS PROPRIETARY TO ULTI-MATE INCORPORATED AND SHOULD NOT BE USED WITHOUT WRITTEN PERMISSION.						
						PART REV. -