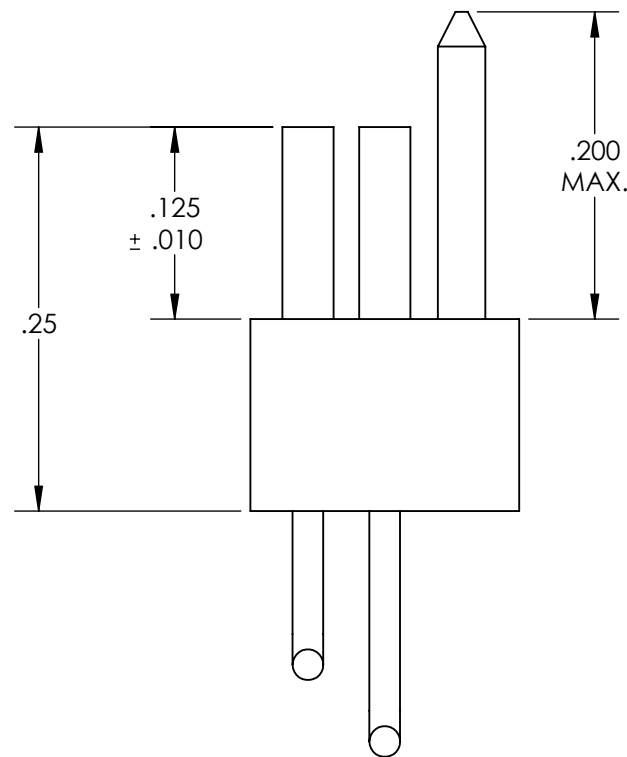
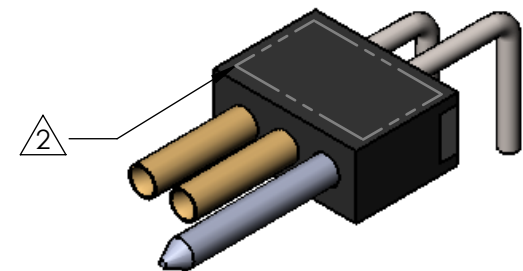
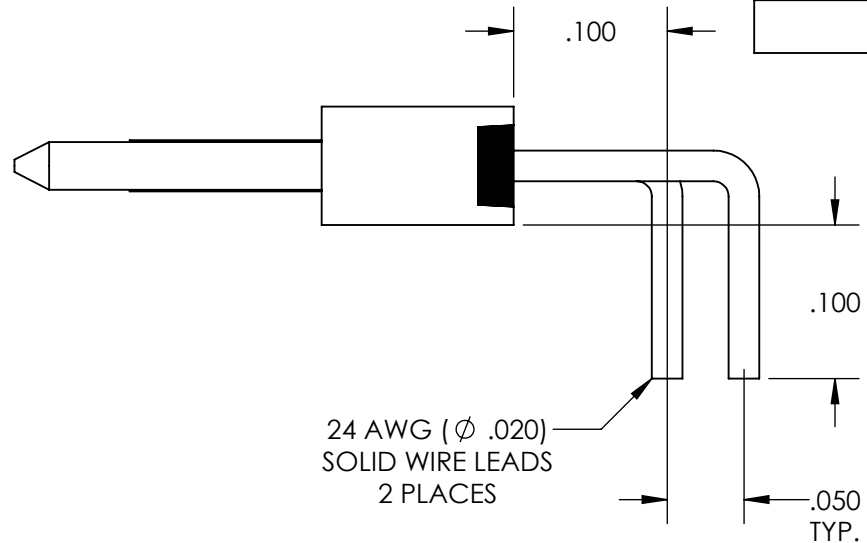
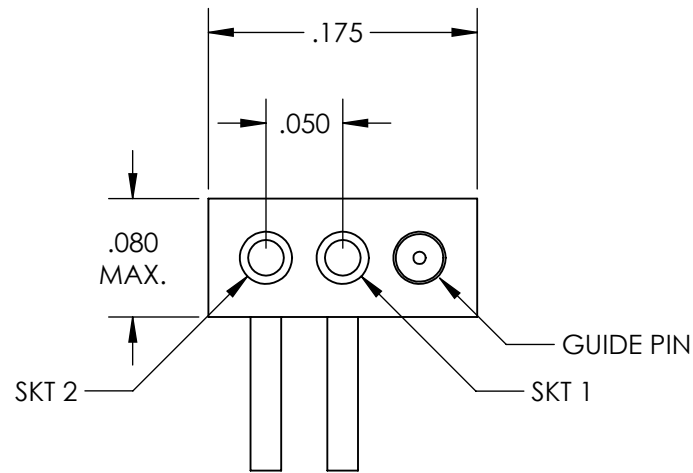
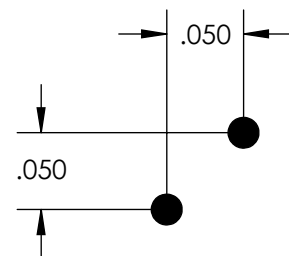


REVISIONS

PART REV.	DWG. ISSUE	DATE	ECN NO.	APPVD. BY	REL. BY
-	-	12/17/2014	UMI5492	DW	DW



RECOMMENDED PCB LAYOUT



4. PERFORMANCE SPECIFICATIONS:

CURRENT RATING: 3A MAX. AT AMBIENT TEMPERATURE
 INSULATION RESISTANCE: 5000 MΩ MIN.
 DWV: 600 VAC
 TEMPERATURE RATING: 200°C

3 MATERIALS:

INSULATOR: PPS PER MIL-M-24519 GST-40F, COLOR: BLK
 SOCKET CONTACTS: C21000 COPPER ALLOY PER ASTM B36, GOLD PLATED PER ASTM B488
 24 AWG LEADS: TIN PLATED COPPER ALLOY PER A-A-59551 TYPE S
 GUIDE PIN: PASSIVATED 300 SERIES STAINLESS STEEL

2 MARKINGS: DATE CODE ON PART ON SURFACE SHOWN ABOVE. BAG & TAG W/ UMI, UMI PART NO.

1. CONNECTOR ASSEMBLY IS IAW MIL-DTL-83513 WHERE APPLICABLE

NOTES: UNLESS OTHERWISE SPECIFIED

QUALITY SYMBOLS CRITICAL MAJOR NO SYMBOL = MINOR DIMENSION	UNLESS SPECIFIED: ALL DIMENSIONS IN INCHES	SCALE 8:1	DWG SIZE B	THIRD ANGLE PROJECTION	REVISE ON CAD ONLY	
	GENERAL TOLERANCES: 3 PLACE ±.005 2 PLACE ±.01 ANGULAR ±2°	DRAWN BY & DATE JB 02/04/2014	TITLE MICRO-D STRIP CONNECTOR, RECEPTACLE, SIZE 2 W/GUIDE PIN, HI-TEMP SR02S1-L01-HT		MATERIAL 	
	ALL EXTERNAL SPECIFICATIONS REFERENCED ON THIS DRAWING SHALL BE THE LATEST REVISION IN EFFECT	CHECKED BY & DATE DW 02/04/2014	ENG PROJECT # E168			
	Ulti-Mate CAGE CODE 58967	APPROVED BY & DATE DW 02/04/2014	CAD FILENAME SD-437022081.slddrw	PART NO. 437022081	DRAWING NO. SD-437022081	SHEET NO. 1 OF 1
	THIS DRAWING CONTAINS INFORMATION THAT IS PROPRIETARY TO ULTI-MATE INCORPORATED AND SHOULD NOT BE USED WITHOUT WRITTEN PERMISSION.	PART REV. -		DRAWING NO. SD-437022081		