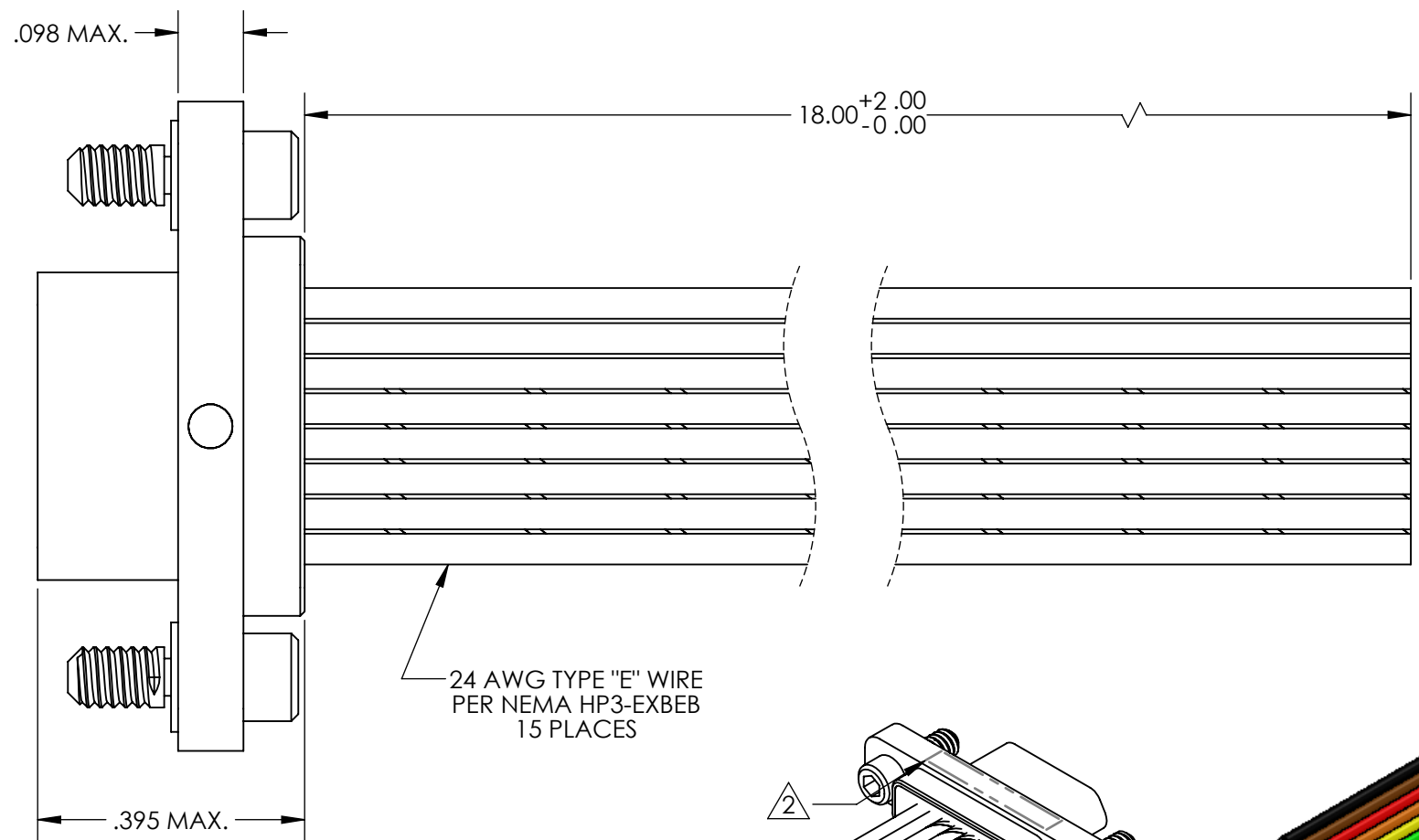
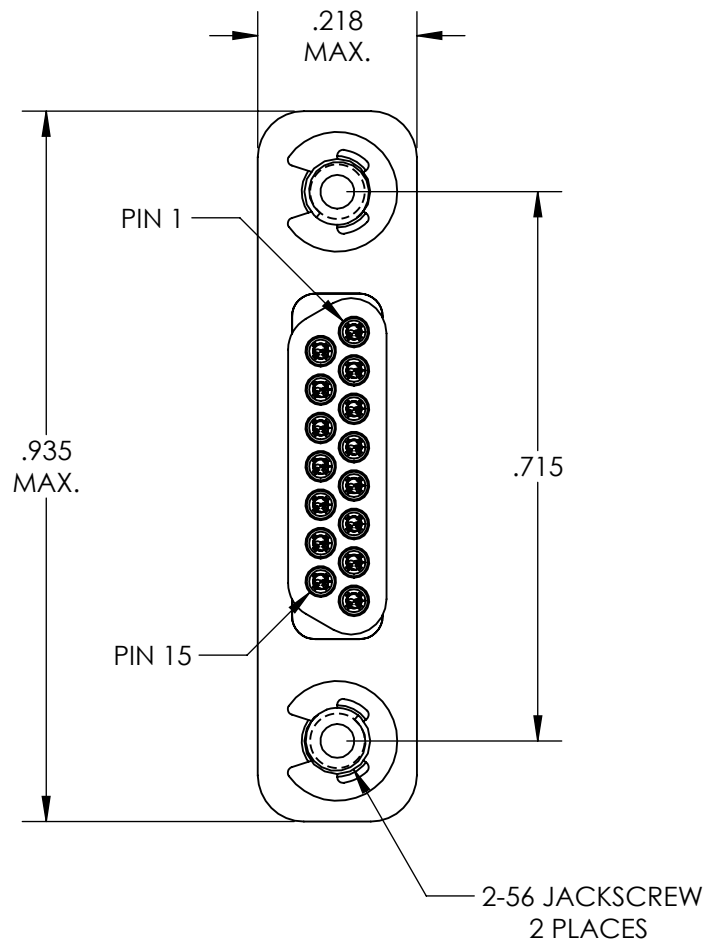


REVISIONS

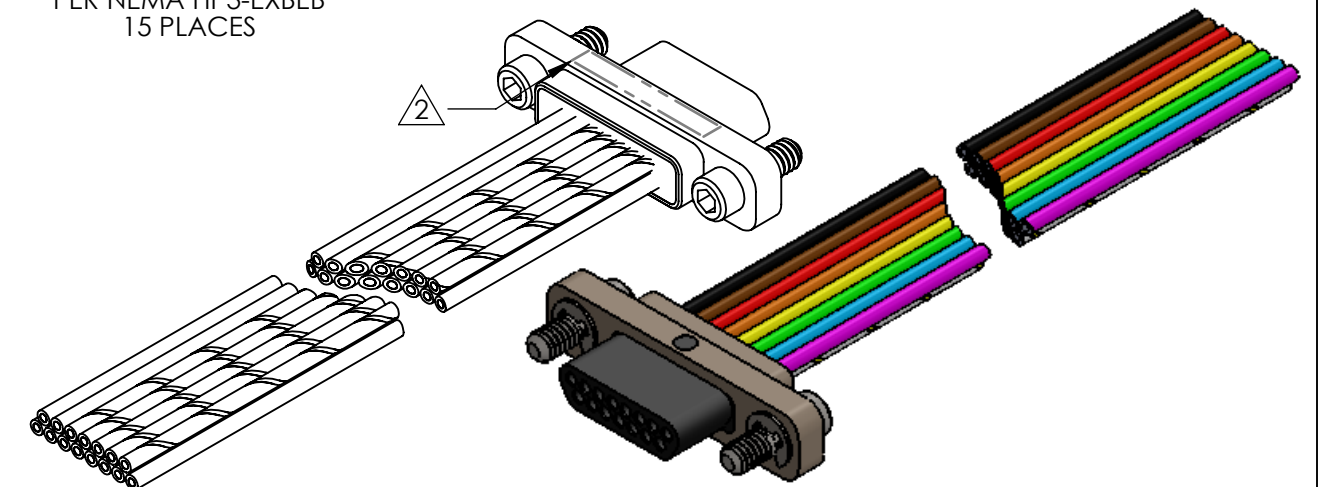
PART REV.	DWG. ISSUE	DATE	ECN NO.	APPVD. BY	REL. BY
-	-	07/30/2013	UMI5053	DW	DW

COLOR CODE

1	BLK
2	BRN
3	RED
4	ORG
5	YEL
6	GRN
7	BLU
8	VIO
9	GRY
10	WHT
11	W/BLK
12	W/BRN
13	W/RED
14	W/ORG
15	W/YEL



24 AWG TYPE "E" WIRE PER NEMA HP3-EXBEB 15 PLACES



4. PERFORMANCE SPECIFICATIONS:
 CURRENT RATING: 3A MAX.
 INSULATION RESISTANCE: 5000 MΩ MIN.
 DWV: 600 VAC
 TEMPERATURE RATING: 200°C
 CONTACT RESISTANCE: 8 mΩ MAX AT 2.5 AMPS

3 MATERIALS:
 SHELL: 6061-T6 ALUMINUM PER AMS-QQ-A200/8, NICKEL PLATED PER AMS 2404
 INSULATOR AND BACKSHELL: PPS PER MIL-M-24519 GST-40F, COLOR: BLK
 PIN CONTACTS: C17200 BERYLLIUM COPPER PER ASTM B194, GOLD PLATED PER ASTM B488
 HARDWARE: PASSIVATED STAINLESS STEEL IAW MIL-DTL-83513/5

2 MARKINGS: UMI, UMI PART NO., AND DATE CODE
 1. CONNECTOR ASSEMBLY IS IAW MIL-DTL-83513 UNLESS OTHERWISE SPECIFIED

NOTES: UNLESS OTHERWISE SPECIFIED

QUALITY SYMBOLS CRITICAL MAJOR NO SYMBOL = MINOR DIMENSION	UNLESS SPECIFIED: ALL DIMENSIONS IN INCHES GENERAL TOLERANCES: 3 PLACE ±.005 2 PLACE ±.01 ANGULAR ±2° Ulti-Mate CAGE CODE 58967	SCALE 4:1	DWG SIZE B	THIRD ANGLE PROJECTION REVISE ON CAD ONLY	TITLE MICRO-D WIRED CONNECTOR, PLUG, SIZE 15, LOW PROFILE, HI-TEMP APR15P02-24E5-18.0-S01-HT	
		DRAWN BY & DATE JB 07/30/2013				MATERIAL
		CHECKED BY & DATE DW 8-2-13		PART NO. 434321242	DRAWING NO. SD-434321242	
		APPROVED BY & DATE DW 8-2-13				CAD FILENAME SD-434321242.slddrw

