

















AP	R	51-3	N	0	- S01					
Series	Insulator	Contacts**	Contact Gender	Hardware	Finish**	Temp Range	Mounting Option***			
A = Metal Shell (Receptacle)	R=PPS	09	N=Male/Pin (Plug Side)	0 No Hardware	Blank=Cadmium	*Blank = 125C	F01-Float Mount			
AP = Metal Shell w/Plastic shroud (Plug)		15				*02(12 for Size 100) 22(Swaged) Allen Head Jackscrew	HT = 200C			
		21								
		25	T=Female/Socket (Receptacle Side)			*S01= Nickel				
		31								
		37								
			TT=Female/Socket (Receptacle Side) for 24 AWG wire			S03 = Black Anodize				
		51-3	03(13 for Size 100) High Profile Allen Head Jackscrew							
							*05(15 for Size 100) Slotted Head Jackscrew			
	S07 = Titanium									
	S09 = Stainless									
										
	S09 = Stainless									
										
					06(16 for Size 100) High Profile Slotted Head Jackscrew					
					07(17 for Size 100) Jack post					
				