

















M	R	51-3	N	0	- S01		
Series	Insulator	Contacts**	Contact Gender	Hardware	Finish**	Temp Range	Mounting Option***
M=Metal	R=PPS	09	N=Male/Pin (Plug Side)	0 No Hardware	Blank=Cadmium	*Blank = 125C	F01-Float Mount
		15				HT = 200C	
		21					
		25	T=Female/Socket (Receptacle Side)	*02(12 for Size 100) 22(Swaged) Allen Head Jackscrew	*S01= Nickel		
		31					
		37					
			TT=Female/Socket (Receptacle Side) for 24 AWG wire	03(13 for Size 100) High Profile Allen Head Jackscrew			
		51-3					
							
		100		*05(15 for Size 100) Slotted Head Jackscrew	S06 = Olive-Drab Cadmium		
				06(16 for Size 100) High Profile Slotted Head Jackscrew			
					S07 = Titanium		
				07(17 for Size 100) Jack post	